

2007
AE: Aerospace Engineering

Duration : Three Hours

Maximum Marks :150

Read the following instructions carefully.

1. This question paper contains 85 objective type questions. Q.1 to Q.20 carry **one** mark each and Q.21 to Q.85 carry **two** marks each.
2. Attempt all the questions.
3. Questions must be answered on **Objective Response Sheet (ORS)** by darkening the appropriate bubble (marked A, B, C, D) using HB pencil against the question number on the left hand side of the **ORS**. **Each question has only one correct answer**. In case you wish to change an answer, erase the old answer completely.
4. Wrong answers will carry **NEGATIVE** marks. In Q.1 to Q.20, **0.25** mark will be deducted for each wrong answer. In Q.21 to Q.76, Q.78, Q.80, Q.82 and in Q.84, **0.5** mark will be deducted for each wrong answer. However, there is no negative marking in Q.77, Q.79, Q.81, Q.83 and in Q.85. More than one answer bubbled against a question will be taken as an incorrect response. Unattempted questions will not carry any marks.
5. Write your registration number, your name and name of the examination centre at the specified locations on the right half of the **ORS**.
6. Using HB pencil, darken the appropriate bubble under each digit of your registration number and the letters corresponding to your paper code.
7. Calculator is allowed in the examination hall.
8. Charts, graph sheets or tables are **NOT** allowed in the examination hall.
9. Rough work can be done on the question paper itself. Additionally blank pages are given at the end of the question paper for rough work.
10. This question paper contains **24** printed pages including pages for rough work. Please check all pages and report, if there is any discrepancy.

Q. 1 – Q. 20 carry one mark each.

- Q.1 Which one of the following engines should be used by a subsonic passenger transport airplane for minimum specific fuel consumption?
- (A) Turbojet engine with afterburner
(B) Turbofan engine
(C) Ramjet engine
(D) Scramjet engine
- Q.2 A spring-mass-damper system with a mass of 1 kg is found to have a damping ratio of 0.2 and a natural frequency of 5 rad/s. The damping of the system is given by
- (A) 2 Ns/m (B) 2 N/s (C) 0.2 kg/s (D) 0.2 N/s
- Q.3 If $f(\theta) = \begin{bmatrix} \cos\theta & \sin\theta \\ -\sin\theta & \cos\theta \end{bmatrix}$, then $f(\alpha)f(\beta) =$
- (A) $f(\alpha/\beta)$ (B) $f(\alpha + \beta)$
(C) $f(\alpha - \beta)$ (D) 2×2 zero matrix
- Q.4 An artificial satellite remains in orbit and does not fall to the earth because
- (A) the centrifugal force acting on it balances the gravitational attraction
(B) the on-board rocket motors provide continuous boost to keep it in orbit
(C) its transverse velocity keeps it from hitting the earth although it falls continuously
(D) due to its high speed it derives sufficient lift from the rarefied atmosphere
- Q.5 The Euler iteration formula for numerically integrating a first order nonlinear differential equation of the form $\dot{x} = f(x)$, with a constant step size of Δt is
- (A) $x_{k+1} = x_k - \Delta t \times f(x_k)$ (B) $x_{k+1} = x_k + (\Delta t^2 / 2) \times f(x_k)$
(C) $x_{k+1} = x_k - (1/\Delta t) \times f(x_k)$ (D) $x_{k+1} = x_k + \Delta t \times f(x_k)$
- Q.6 The number of natural frequencies of an elastic beam with cantilever boundary conditions is
- (A) 1 (B) 3 (C) 1000 (D) Infinite
- Q.7 For maximum range of a glider, which of the following conditions is true?
- (A) lift to drag ratio is maximum
(B) rate of descent is minimum
(C) descent angle is maximum
(D) lift to weight ratio is maximum

- Q.8 An airplane with a larger wing as compared to a smaller wing will necessarily have
- (A) more longitudinal static stability
 - (B) less longitudinal static stability
 - (C) same longitudinal static stability
 - (D) more longitudinal static stability for an aft tail airplane if aerodynamic center of the larger wing is behind the center of gravity of the airplane
- Q.9 The minimum value of $J(x) = x^2 - 7x + 30$ occurs at
- (A) $x = 7/2$
 - (B) $x = 7/30$
 - (C) $x = 30/7$
 - (D) $x = 30$
- Q.10 Two airplanes are identical except for the location of the wing. The longitudinal static stability of the airplane with low wing configuration will be
- (A) more than the airplane with high wing configuration
 - (B) less than the airplane with high wing configuration
 - (C) same as the airplane with high wing configuration
 - (D) more if elevator is deflected
- Q.11 For a fixed center of gravity location of an airplane, when the propeller is mounted on the nose of the fuselage
- (A) longitudinal static stability increases
 - (B) longitudinal static stability decreases
 - (C) longitudinal static stability remains same
 - (D) longitudinal static stability is maximum
- Q.12 Let an airplane in a steady level flight be trimmed at a certain speed. A level and steady flight at a higher speed could be achieved by changing
- (A) engine throttle only
 - (B) elevator only
 - (C) throttle and elevator together
 - (D) rudder only
- Q.13 For a plane strain problem in the $x-y$ plane, in general, the non-zero stress terms are
- (A) $\sigma_{xx}, \sigma_{yy}, \sigma_{zz}, \sigma_{xy}$
 - (B) $\sigma_{xx}, \sigma_{yy}, \sigma_{zz}, \sigma_{xy}$
 - (C) $\sigma_{xx}, \sigma_{yy}, \sigma_{zz}, \sigma_{xy}$
 - (D) $\sigma_{xx}, \sigma_{yy}, \sigma_{xy}, \sigma_{zz}$
- Q.14 For an elastic anisotropic solid, the number of independent elastic constants in its constitutive equations is
- (A) 2
 - (B) 9
 - (C) 21
 - (D) 36

- Q.15 Total pressure at a point is defined as the pressure when the flow is brought to rest
- (A) adiabatically
 - (B) isentropically
 - (C) isothermally
 - (D) isobarically
- Q.16 The drag divergence Mach number of an airfoil
- (A) is a fixed number for a given airfoil
 - (B) is always higher than the critical Mach number
 - (C) is equal to the critical Mach number at zero angle of attack
 - (D) is the Mach number at which a shock wave first appears on the airfoil
- Q.17 On which one of the following thermodynamic cycles does an ideal ramjet operate?
- (A) The Rankine cycle
 - (B) The Brayton cycle
 - (C) The Carnot cycle
 - (D) The Otto cycle
- Q.18 Across a normal shock
- (A) both total temperature and total pressure decrease
 - (B) both total temperature and total pressure remain constant
 - (C) total pressure remains constant but total temperature decreases
 - (D) total temperature remains constant but total pressure decreases
- Q.19 The Joukowski airfoil is studied in aerodynamics because
- (A) it is used in many aircraft
 - (B) it is easily transformed into a circle, mathematically
 - (C) it has a simple geometry
 - (D) it has the highest lift curve slope among all airfoils
- Q.20 One of the criteria for high-speed airplanes is that the critical Mach number should be as high as possible. Therefore, high-speed subsonic airplanes are usually designed with
- (A) thick airfoils
 - (B) thin airfoils
 - (C) laminar flow airfoils
 - (D) diamond airfoils

Q. 21 to Q. 75 carry two marks each.


- Q.21 Two identical earth satellites A and B are in circular orbits at altitudes h_A and h_B above the earth's surface respectively, with $h_A > h_B$. If E denotes the total mechanical energy, T the kinetic energy and V the gravitational potential energy of a satellite, then:
- (A) $E_A > E_B$ and $V_A < V_B$
(B) $E_A > E_B$ and $T_A > T_B$
(C) $E_A < E_B$ and $T_A > T_B$
(D) $E_A > E_B$ and $T_A < T_B$

- Q.22 Let P and Q be two square matrices of same size. Consider the following statements
- (i) $PQ = 0$ implies $P = 0$ or $Q = 0$ or both
(ii) $PQ = I^2$ implies $P = Q^{-1}$
(iii) $(P + Q)^2 = P^2 + 2PQ + Q^2$
(iv) $(P - Q)^2 = P^2 - 2PQ + Q^2$

where I is the identity matrix. Which of the following statements is correct?

- (A) (i), (ii) and (iii) are false, but (iv) is true
(B) (i), (ii) and (iv) are false, but (iii) is true
(C) (ii), (iii) and (iv) are false, but (i) is true
(D) (i), (iii) and (iv) are false, but (ii) is true
- Q.23 A 1 kg mass attached to a spring elongates it by 16mm. The mass is then pulled from its equilibrium position by 10mm and released from rest. Assuming the acceleration due to gravity of 9.81 m/s^2 , the response of the mass in mm is given by
- (A) $x = 10 \sin 24.76t$
(B) $x = 10 \cos 24.76t$
(C) $x = \sin 16t$
(D) $x = 10 \cos 16t$
- Q.24 The earth's radius is $6.37 \times 10^6 \text{ m}$ and the acceleration due to gravity on its surface is 9.81 m/s^2 . A satellite is in a circular orbit at a height of $6.30 \times 10^5 \text{ m}$ above the earth's surface. The minimum additional speed it needs to escape from the earth's gravitational field is
- (A) $3.66 \times 10^3 \text{ m/s}$ (B) $3.12 \times 10^3 \text{ m/s}$ (C) $3.27 \times 10^3 \text{ m/s}$ (D) $3.43 \times 10^3 \text{ m/s}$

- Q.25 Shown in the figure below is a model of an Euler-Bernoulli beam made up of two materials subjected to pure bending moment M . The Young's modulus of material A and B are E_A and E_B , respectively. The sectional moment of area, about the neutral axis, of the cross-sectional areas made of materials A and B, are I_A and I_B , respectively. The radius of curvature ρ of the flexural deflection of this composite beam to the bending moment M is then



- (A) $\rho = \frac{E_A I_A + E_B I_B}{M}$ (B) $\rho = \frac{E_A I_B + E_B I_A}{M}$
- (C) $\rho = \frac{M}{E_A I_A + E_B I_B}$ (D) $\rho = \frac{(E_A + E_B)(I_A + I_B)}{M}$
- Q.26 Two pipes of constant sections but different diameters carry water at the same volume flow rate. The Reynolds number, based on the pipe diameter, is
- (A) the same in both pipes
 (B) is larger in the narrower pipe
 (C) is smaller in the narrower pipe
 (D) depends on the material of the pipes
- Q.27 Two airfoils of the same family are operating at the same angle of attack. The dimensions of one airfoil are twice as large as the other one. The ratio of the minimum pressure coefficient of the larger airfoil to the minimum pressure coefficient of the smaller airfoil is
- (A) 4.0 (B) 2.0 (C) 1.0 (D) 0.5

- Q.28 Wing A has a constant chord c and span b . Wing B is identical but has a span $4b$. When both wings are operating at the same geometric angle of attack at subsonic speed, then:
- (A) wings A and B produce the same lift coefficient
 (B) wing A produces a smaller lift coefficient than wing B
 (C) wing A produces a greater lift coefficient than wing B
 (D) the freestream Mach number decides which wing produces the greater lift coefficient
- Q.29 A spring-mass-damper system is excited by a force $F_0 \sin \omega t$. The amplitude at resonance is measured to be 1 cm. At half the resonant frequency, the amplitude is 0.5 cm. The damping ratio of the system is
- (A) 0.1026 (B) 0.3242 (C) 0.7211 (D) 0.1936
- Q.30 The eigenvalues of the matrix,
 $A = \begin{bmatrix} 2 & 1 \\ 0 & 3 \end{bmatrix}$ are
- (A) 1 and 2 (B) 1 and 2
 (C) 2 and 3 (D) 2 and 4
- Q.31 The eigenvalues of the matrix A^{-1} ,
 where $A = \begin{bmatrix} 2 & 1 \\ 0 & 3 \end{bmatrix}$, are
- (A) 1 and 1/2 (B) 1 and 1/3
 (C) 2 and 3 (D) 1/2 and 1/3
- Q.32 The radius of the earth is 6.37×10^6 m and the acceleration due to gravity at its surface is 9.81 m/s^2 . A satellite is in circular orbit at a height of 35.9×10^6 m above the earth's surface. This orbit is inclined at 10.5 degrees to the equator. The velocity change needed to make the orbit equatorial is:
- (A) 561 m/s at 84.75 degrees to the initial direction
 (B) 561 m/s at 95.25 degrees to the initial direction
 (C) 281 m/s at 84.75 degrees to the initial direction
 (D) 281 m/s at 95.25 degrees to the initial direction
- Q.33 A piston-prop airplane having propeller efficiency, $\eta_p = 0.8$ and weighing 73108 N could achieve maximum climb rate of 15 m/s at flight speed of 50 m/s. The excess Brake Power (BP) at the above flight condition will be
- (A) 1700 kW (B) 2100 kW (C) 1371 kW (D) 6125 kW

- Q.34 An airplane model with a symmetric airfoil was tested in a wind tunnel. C_{m_0} (C_m at angle of attack, $\alpha = 0$) was estimated to be 0.08 and 0 respectively for elevator settings (δe) of 5 degrees up and 5 degrees down. The estimated value of the elevator control power ($\frac{\partial C_m}{\partial \delta e}$) of the model will be
- (A) 0.07 per deg (B) -1.065 per deg (C) -0.008 per deg (D) -0.762 per deg
- Q.35 The lateral-directional characteristic equation for an airplane gave the following set of roots: $\lambda_1 = -0.6$, $\lambda_2 = -0.002$, $\lambda_{3,4} = -0.06 \pm j1.5$, where $j = \sqrt{-1}$. The damping ratio corresponding to the Dutch-roll mode will be
- (A) 0.04 (B) 0.66 (C) 0.35 (D) 0.18
- Q.36 An airplane is flying at an altitude of 10km above the sea level. Outside air temperature and density at 10km altitude are 223 K and 0.413 kg/m^3 respectively. The airspeed indicator of the airplane indicates a speed of 60 m/s. Density of air at sea level is 1.225 kg/m^3 and value of the gas constant R is 288 J/kg/K . The stagnation pressure (P_0) measured by the Pitot tube mounted on the wing tip of the airplane will be of magnitude
- (A) $3.5 \times 10^4 \text{ N/m}^2$ (B) $2.0 \times 10^4 \text{ N/m}^2$ (C) $2.87 \times 10^4 \text{ N/m}^2$ (D) $0.6 \times 10^4 \text{ N/m}^2$
- Q.37 If the center of gravity of an airplane is moved forward towards the nose of the airplane, the $C_{L_{\max}}$ (maximum value of the lift coefficient) value for which the airplane can be trimmed ($C_m = 0$) will
- (A) decrease (B) increase (C) remain same (D) depend upon rudder deflection
- Q.38 If the contribution of only the horizontal tail of an airplane was considered for estimating $\frac{\partial C_m}{\partial \alpha}$, and if the tail moment arm l_t was doubled, then how many times the original value would the new $\frac{\partial C_m}{\partial \alpha}$ become?
- (A) two times (B) three times (C) 1.414 times (D) 1.732 times
- Q.39 If the vertical tail of an airplane is inverted and put below the horizontal tail, then the contribution to roll derivative, $\frac{\partial C_l}{\partial \beta}$, will be
- (A) negative (B) positive (C) zero (D) imaginary

Q.40 Let a system of linear equations be as follows:

$$x - y + 2z = 0$$

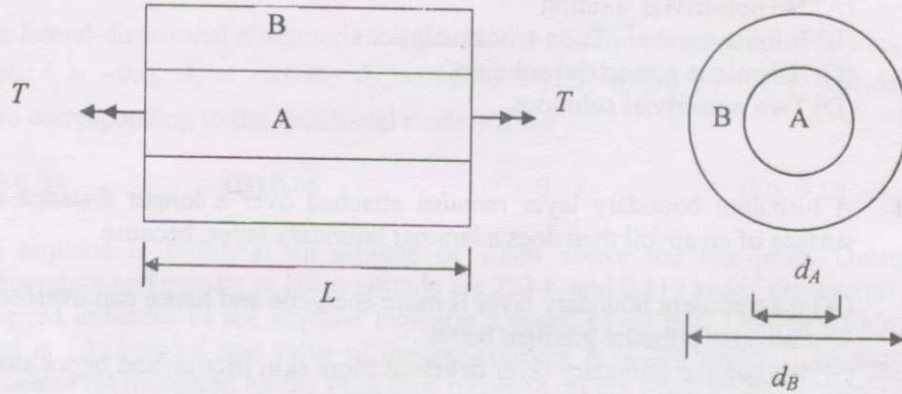
$$2x + 3y - z = 0$$

$$2x - 2y + 4z = 0$$

This system of equations has

- (A) No non-trivial solution
 - (B) Infinite number of non-trivial solutions
 - (C) An unique non-trivial solution
 - (D) Two non-trivial solutions
- Q.41 A turbulent boundary layer remains attached over a longer distance on the upper surface of an airfoil than does a laminar boundary layer, because
- (A) the turbulent boundary layer is more energetic and hence can overcome the adverse pressure gradient better
 - (B) the laminar boundary layer develops more skin friction and hence slows down more rapidly
 - (C) turbulence causes the effective coefficient of viscosity to reduce, resulting in less loss of momentum in the boundary layer
 - (D) the turbulent boundary layer is thicker, hence the velocity gradients in it are smaller, therefore viscous losses are less
- Q.42 The laminar boundary layer over a large flat plate held parallel to the freestream is 5 mm thick at a point 0.2 m downstream of the leading edge. The thickness of the boundary layer at a point 0.8 m downstream of the leading edge will be
- (A) 20 mm (B) 10 mm (C) 5 mm (D) 2.5 mm
- Q.43 If horizontal tail area is increased while the elevator to horizontal tail area ratio is kept same, then
- (A) both longitudinal static stability and elevator control power will increase
 - (B) only longitudinal static stability will increase
 - (C) only elevator control power will increase
 - (D) neither stability nor control power changes

- Q.44 A circular shaft is made-up of two materials A and B. The inner core is made-up of material A with diameter d_A , torsion constant J_A , and shear modulus G_A . The outer sleeve is made-up of material B with diameter d_B , torsion constant J_B , and shear modulus G_B . The composite shaft is of length L and is subjected to pure torsion moment T . The torsional stiffness, $\frac{T}{\phi}$, where ϕ is the angle of twist, of this composite shaft is then



(A) $\frac{\left(\frac{G_A J_A}{L} + \frac{G_B J_B}{L}\right)}{\left(\frac{G_A J_A}{L} + \frac{G_B J_B}{L}\right)}$

(B) $\frac{G_A J_A}{L} + \frac{G_B J_B}{L}$

(C) $\frac{(G_A + G_B)(J_A + J_B)}{L}$

(D) $\frac{G_A J_B}{L} + \frac{G_B J_A}{L}$

- Q.45 Air enters through the eye of a centrifugal compressor with a stagnation temperature 300 K and exits the compressor with a stagnation temperature 424 K. If the isentropic efficiency of the compressor is 0.81 and the ratio of specific heats of the flowing gas (assumed as constant) is 1.4, then the pressure ratio across the compressor is

- (A) 2.75 (B) 5.60 (C) 65.00 (D) 228.00

- Q.46 The boundary conditions for an Euler-Bernoulli column are given in column X and the critical buckling loads are given in column Y. Match the boundary condition of the column to its corresponding buckling load. P_{cr} is the critical buckling load, E is the Young's modulus of the column material, I its sectional moment of area, and L is the length of the column.


X. Boundary condition	Y. Critical buckling load
X1. Pinned-pinned column	Y1. $P_{cr} = \frac{4\pi^2 EI}{L^2}$
X2. Fixed-free (cantilevered) column	Y2. $P_{cr} = \frac{2.046\pi^2 EI}{L^2}$
X3. Fixed-fixed column	Y3. $P_{cr} = \frac{\pi^2 EI}{4L^2}$
X4. Fixed-pinned column	Y4. $P_{cr} = \frac{\pi^2 EI}{L^2}$

- (A) X1-Y4, X2-Y3, X3-Y1, X4-Y2
 (B) X1-Y4, X2-Y2, X3-Y3, X4-Y1
 (C) X1-Y4, X2-Y1, X3-Y2, X4-Y3
 (D) X1-Y4, X2-Y3, X3-Y2, X4-Y1
- Q.47 For an impulse turbine with identical stages, the hot gas exits from the stator blades at the mean blade height at an absolute angle of 70 degrees with the axis of the turbine. If the absolute inlet blade angle with the axis of the turbine at the mean blade height for the rotor blades is 37 degrees, then the absolute exit blade angle with the axis of the turbine at the mean blade height of the rotor blades is
- (A) 33 degrees (B) 37 degrees (C) 53 degrees (D) 53.5 degrees
- Q.48 Which one of the following materials should be selected to design an axial flow turbine operating at high temperatures?
- (A) Steel alloy (B) Titanium alloy
 (C) Nickel alloy (D) Aluminum alloy
- Q.49 Which one of the following statements is true?
- (A) The isentropic efficiency of a compressor is constant throughout the compressor
 (B) Flow separation problems are more critical for the axial compressors than for the centrifugal compressors
 (C) The pressure ratio of a centrifugal compressor approaches zero as the compressor mass flow rate approaches zero
 (D) Centrifugal compressors are always designed with multiple stages

- Q.50 An athlete starts running with a speed V_0 . Subsequently, his speed decreases by an amount that is proportional to the distance that he has already covered. The distance covered will be
- (A) Linear in time
 - (B) Quadratic in time
 - (C) Exponential in time
 - (D) Logarithmic in time

- Q.51 The on-board rocket motor of a satellite of initial mass 2000 kg provides a specific impulse of 280 seconds. If this motor is fired to give a speed increment of 500 m/s along the direction of motion, the mass of propellant consumed is:
- (A) 685 kg
 - (B) 333 kg
 - (C) 1666 kg
 - (D) 167 kg

- Q.52 Combustion between fuel (octane) and oxidizer (air) occurs inside a combustor with the following stoichiometric chemical reaction:



The atomic weights of carbon (C), hydrogen (H), oxygen (O), and nitrogen (N) are 12, 1, 16, and 14, respectively. If the combustion takes place with the fuel to air ratio 0.028, then the equivalence ratio of the fuel-oxidizer mixture is

- (A) 0.094 (B) 0.422 (C) 0.721 (D) 2.371
- Q.53 The von Mises yield criterion or the maximum distortion energy criterion for a plane stress problem with σ_1 and σ_2 as the principal stresses in the plane, and σ_y as the yield stress, requires

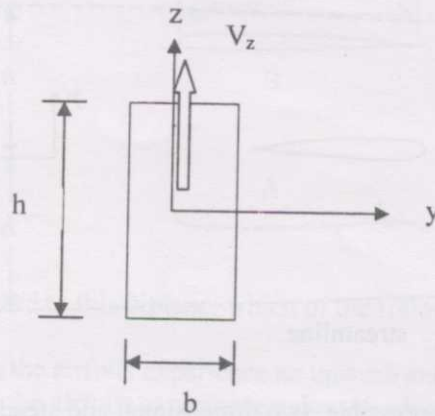
(A) $\sigma_1^2 - \sigma_1\sigma_2 + \sigma_2^2 \leq \sigma_y^2$

(B) $|\sigma_1 - \sigma_2| \leq \sigma_y$

(C) $|\sigma_1| \leq \sigma_y$

(D) $|\sigma_2| \leq \sigma_y$

- Q.54 An Euler-Bernoulli beam having a rectangular cross-section, as shown in the figure, is subjected to a non-uniform bending moment along its length. $V_z = \frac{dM_y}{dx}$. The shear stress distribution τ_{xz} across its cross-section is given by




- (A) $\tau_{xz} = \frac{V_z}{2I_y} \frac{z}{(h/2)}$
 (B) $\tau_{xz} = \frac{V_z (h/2)^2}{2I_y} \left(1 - \frac{z^2}{(h/2)^2} \right)$
 (C) $\tau_{xz} = \frac{V_z}{2I_y} \left(\frac{z}{(h/2)} \right)^2$
 (D) $\tau_{xz} = \frac{V_z (h/2)^2}{2I_y}$

- Q.55 At a stationary point of a multi-variable function, which of the following is true?
 (A) Curl of the function becomes unity
 (B) Gradient of the function vanishes
 (C) Divergence of the function vanishes
 (D) Gradient of the function is maximum

- Q.56 In a rocket engine, the hot gas generated in the combustion chamber exits the nozzle with a mass flow rate 719 kg/sec and velocity 1794 m/s. The area of the nozzle exit section is 0.635 m². If the nozzle expansion is optimum, then the thrust produced by the engine is

- (A) 811 kN (B) 1290 kN (C) 1354 kN (D) 2172 kN

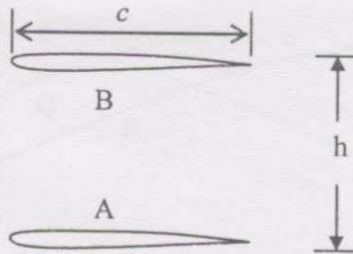
- Q.57 For the control volume shown in the figure below, the velocities are measured both at the upstream and the downstream ends.



The flow of density ρ is incompressible, two dimensional and steady. The pressure is p_∞ over the entire surface of the control volume. The drag on the airfoil is given by,

- (A) $\frac{\rho U_x^2 h}{3}$
 (B) 0
 (C) $\frac{\rho U_x^2 h}{6}$
 (D) $2\rho U_x^2 h$
- Q.58 A gas turbine engine operates with a constant area duct combustor with inlet and outlet stagnation temperatures 540 K and 1104 K respectively. Assume that the flow is one dimensional, incompressible and frictionless and that the heat addition is driving the flow inside the combustor. The pressure loss factor (stagnation pressure loss non-dimensionalized by the inlet dynamic pressure) of the combustor is
- (A) 0 (B) 0.489 (C) 1.044 (D) 2.044
- Q.59 The diffuser of an airplane engine decelerates the airflow from the flight Mach number 0.85 to the compressor inlet Mach number 0.38. Assume that the ratio of the specific heats is constant and equal to 1.4. If the diffuser pressure recovery ratio is 0.92, then the isentropic efficiency of the diffuser is
- (A) 0.631 (B) 0.814 (C) 0.892 (D) 1.343

- Q.60 An airfoil section is known to generate lift when placed in a uniform stream of speed U_∞ at an incidence α . A biplane consisting of two such sections of identical chord c , separated by a distance h is shown in the following figure:



With regard to this biplane, which of the following statements is true?

- (A) Both the airfoils experience an upwash and an increased approach velocity
 (B) Both the airfoils experience a downwash and a decreased approach velocity
 (C) Both the airfoils experience an upwash and airfoil A experiences a decreased approach velocity while airfoil B experiences an increased approach velocity
 (D) The incidence for the individual sections of the biplane is not altered
- Q.61 Numerical value of the integral $J = \int_0^1 \frac{1}{1+x^2} dx$, if evaluated numerically using the Trapezoidal rule with $dx = 0.2$ would be
- (A) 1
 (B) $\pi/4$
 (C) 0.7837
 (D) 0.2536
- Q.62 The purpose of a fuel injection system in the combustor is
- (A) to accelerate the flow in the combustor
 (B) to increase the stagnation pressure of the fuel-air mixture
 (C) to ignite the fuel-air mixture
 (D) to convert the bulk fuel into tiny droplets
- Q.63 Which one of the following values is nearer to the vacuum specific impulse of a rocket engine using liquid hydrogen and liquid oxygen as propellants?
- (A) 49 sec
 (B) 450 sec
 (C) 6000 sec
 (D) 40000 sec
- Q.64 A circular cylinder is placed in an uniform stream of ideal fluid with its axis normal to the flow. Relative to the forward stagnation point, the angular positions along the circumference where the speed along the surface of the cylinder is equal to the free stream speed are
- (A) 30, 150, 210 and 330 degrees
 (B) 45, 135, 225 and 315 degrees
 (C) 0, 90, 180 and 270 degrees
 (D) 60, 120, 240 and 300 degrees

Q.65 The Newton-Raphson iteration formula to find a cube root of a positive number c is

(A) $x_{k+1} = \frac{2x_k^3 + \sqrt[3]{c}}{3x_k^2}$

(B) $x_{k+1} = \frac{2x_k^3 - \sqrt[3]{c}}{-3x_k^2}$

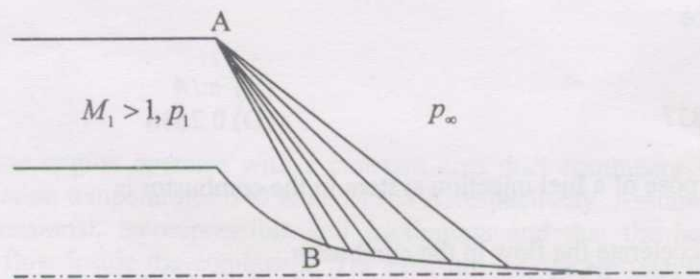
(C) $x_{k+1} = \frac{2x_k^3 + c}{3x_k^2}$

(D) $x_{k+1} = \frac{x_k^3 + c}{3x_k^2}$

Q.66 The torsion constant J of a thin-walled closed tube of thickness t and mean radius r is given by

(A) $J = 2\pi r t^3$ (B) $J = 2\pi r^3 t$ (C) $J = 2\pi r^2 t^2$ (D) $J = 2\pi r^4$

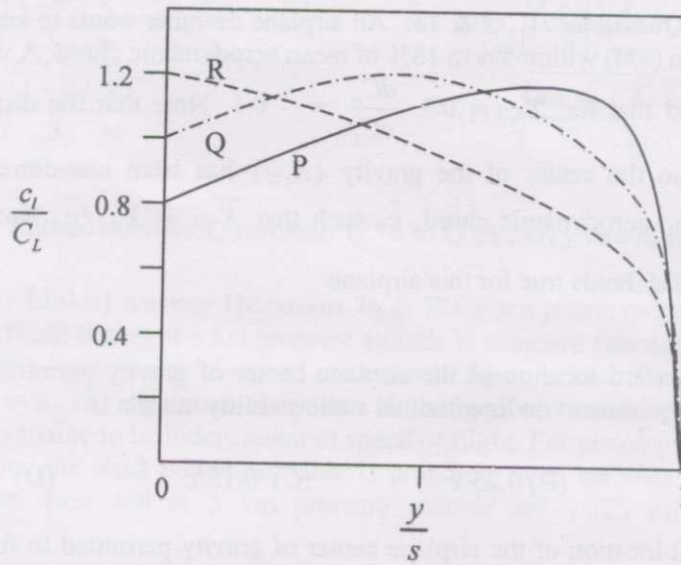
Q.67 An aerospace system shown in the following figure is designed in such a way that the expansion generated at A is completely absorbed by wall B for $p_1 = p_d$, where p_d corresponds to the design condition.



For $p_1 > p_d$ which of the following statements is NOT true?

- (A) For $p_1 < p_d$, the expansion fan from A gets reflected from B as a compression wave
- (B) For $p_1 > p_d$, the expansion fan from A gets reflected from B as an expansion wave
- (C) For $p_1 < p_d$, the expansion fan from A gets reflected from B as an expansion wave
- (D) For $p_1 > p_d$, B always sees an expansion

Q.68 The span-wise lift distribution for three wings is shown in the following figure:



In the above figure, c_l refers to the section lift coefficient, C_L refers to the lift coefficient of the wing, y is the coordinate along the span and s is the span of the wing. A designer prefers to use a wing for which the stall begins at the root. Which of the wings will he choose?

- (A) P (B) Q (C) R (D) None

Q.69 $\lim_{x \rightarrow 0} \frac{\sin x}{e^x x} =$

- (A) 10 (B) 0 (C) 1 (D) ∞

Q.70 Let a dynamical system be described by the differential equation $2 \frac{dx}{dt} + \cos x = 0$. Which of the following differential equations describes this system in a close approximation sense for small perturbation about $x = \pi/4$?

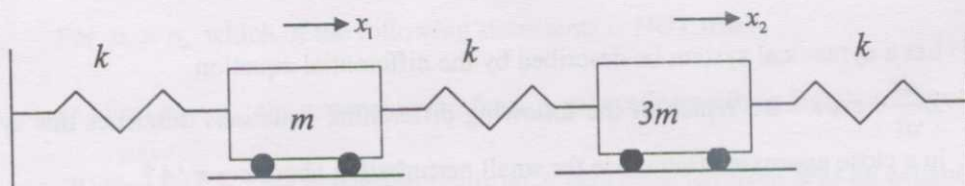
- (A) $2 \frac{dx}{dt} + \sin x = 0$ (B) $2 \frac{dx}{dt} - \frac{1}{\sqrt{2}} x = 0$
 (C) $\frac{dx}{dt} + \cos x = 0$ (D) $\frac{dx}{dt} + x = 0$

Common Data Questions

Common Data for Questions 71, 72 & 73: An airplane designer wants to keep longitudinal static stability margin (SM) within 5% to 15% of mean aerodynamic chord. A wind tunnel test of the model showed that for $\bar{X}_{CG} = 0.3$, $\frac{dC_m}{dC_L} = -0.1$. Note that the distance from the wing leading edge to the center of the gravity (X_{CG}) has been non-dimensionalized by dividing it with mean aerodynamic chord, \bar{c} , such that $\bar{X}_{CG} = X_{CG}/\bar{c}$. Note also that the relation $\frac{dC_m}{dC_L} = -SM$ holds true for this airplane.

- Q.71 The most forward location of the airplane center of gravity permitted to fulfill the designer's requirement on longitudinal static stability margin is
- (A) $0.35 \bar{c}$ (B) $0.25 \bar{c}$ (C) $0.15 \bar{c}$ (D) $0.52 \bar{c}$
- Q.72 The most aft location of the airplane center of gravity permitted to fulfill designer's requirement on longitudinal static stability is
- (A) $0.35 \bar{c}$ (B) $0.45 \bar{c}$ (C) $0.52 \bar{c}$ (D) $0.67 \bar{c}$
- Q.73 The center of gravity location to have $\frac{d\delta e}{dC_L} = 0$ is
- (A) $0.35 \bar{c}$ (B) $0.45 \bar{c}$ (C) $0.5 \bar{c}$ (D) $0.4 \bar{c}$

Common Data for Questions 74 & 75: Consider the spring mass system shown in the figure below. This system has two degrees of freedom representing the motions of the two masses.



- Q.74 The system shows the following type of coordinate coupling
- (A) static coupling
 (B) dynamic coupling
 (C) static and dynamic coupling
 (D) no coupling

Q.75 The two natural frequencies of the system are given as

(A) $\sqrt{\frac{4 \pm \sqrt{5} k}{3 m}}$

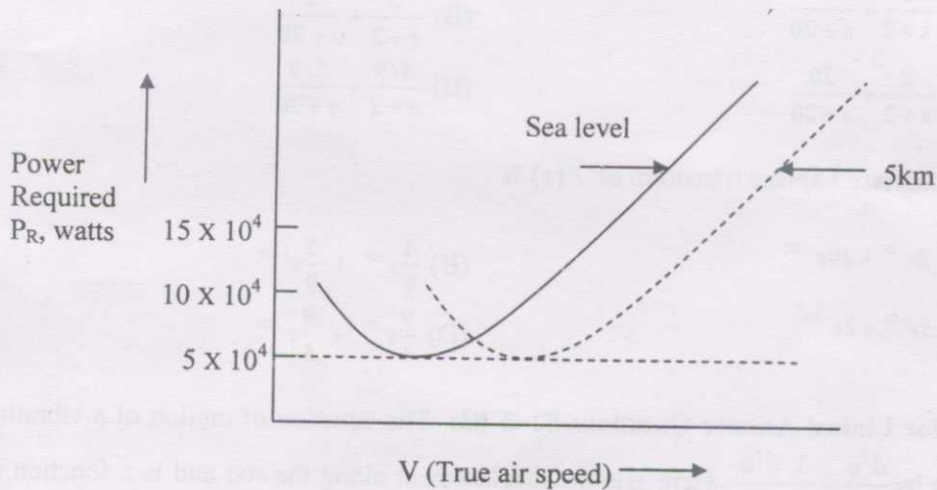
(B) $\sqrt{\frac{4 \pm \sqrt{3} k}{3 m}}$

(C) $\sqrt{\frac{4 \pm \sqrt{7} k}{3 m}}$

(D) $\sqrt{\frac{4 \pm \sqrt{11} k}{3 m}}$

Linked Answer Questions: Q.76 to Q.85 carry two marks each.

Statement for Linked Answer Questions 76 & 77: For a piston propeller airplane weighing 20000 N, the flight testing at 5 km pressure altitude in standard atmosphere gave the variation of power required versus true air speed as shown in figure below. The student forgot to label the air speed axis. The maximum climb rate at sea level was calculated to be 4 m/s. Assume shaft power available to be independent of speed of flight. For piston propeller airplane, it can be assumed that the shaft power available is proportional to ambient density. Values of air density at sea level and at 5 km pressure altitude are 1.225 kg/m³ and 0.74 kg/m³, respectively.



Q.76 The maximum rate of climb achievable by this airplane at 5 km altitude will be

- (A) 1.65 m/s (B) 0.51 m/s (C) 1.43 m/s (D) 3.65 m/s

Q.77 If during the maximum rate of climb at 5 km altitude, the airplane was flying at an angle of attack of 4 degrees and attitude (pitch) angle of 5 degrees, what was equivalent airspeed of the airplane?

- (A) 40.2 m/s (B) 63.7 m/s (C) 130.3 m/s (D) 20.2 m/s

Statement for Linked Answer Questions 78 & 79: A model wing of rectangular planform has a chord of 0.2 m and a span of 1.2 m. It has a symmetric airfoil section whose lift curve slope is 0.1 per degree. When this wing is mounted at 8 degrees angle of attack in a freestream of 20 m/s it is found to develop 35.3 N lift when the density of air is 1.225 kg/m^3 .

- Q.78 The lift curve slope of this wing is
 (A) 0.10 per deg (B) 0.092 per deg (C) 0.075 per deg (D) 0.050 per deg
- Q.79 The span efficiency factor of this wing is
 (A) 1.0 (B) 0.91 (C) 0.75 (D) 0.63

Statement for Linked Answer Questions 80 & 81:

$$\text{Let } F(s) = \frac{(s+10)}{(s+2)(s+20)}$$

Q.80 The partial fraction expansion of $F(s)$ is

- (A) $\frac{1}{s+2} + \frac{1}{s+20}$ (B) $\frac{5}{s+2} + \frac{2}{s+20}$
 (C) $\frac{2}{s+2} + \frac{20}{s+20}$ (D) $\frac{4/9}{s+2} + \frac{5/9}{s+20}$

Q.81 The inverse Laplace transform of $F(s)$ is

- (A) $2e^{-2t} + 20e^{-20t}$ (B) $\frac{4}{9}e^{-2t} + \frac{5}{9}e^{-20t}$
 (C) $5e^{-2t} + 2e^{-20t}$ (D) $\frac{9}{4}e^{-2t} + \frac{9}{5}e^{-20t}$

Statement for Linked Answer Questions 82 & 83: The equation of motion of a vibrating rod is given by $\frac{\partial^2 u}{\partial x^2} = \frac{1}{c^2} \frac{\partial^2 u}{\partial t^2}$. Here u is the displacement along the rod and is a function of both position x and time t . To find the response of the vibrating rod, we need to solve this equation using boundary conditions and initial conditions.

Q.82 The boundary conditions needed for a rod fixed at the root ($x=0$) and free at the tip ($x=l$) are

- (A) $u(x=0)=0, \frac{\partial u}{\partial x}(x=l)=0$ (B) $u(x=l)=0, \frac{\partial u}{\partial x}(x=l)=0$
 (C) $u(x=0)=0, u(x=l)=0$ (D) $\frac{\partial u}{\partial x}(x=0)=0, \frac{\partial u}{\partial x}(x=l)=0$

Q.83 The natural frequencies ω of the fixed-free rod can then be obtained using

- (A) $\cos\left(\frac{\omega l}{c}\right)=0$ (B) $\sin\left(\frac{\omega l}{c}\right)=0$ (C) $\cos\left(\frac{\omega c}{l}\right)=0$ (D) $\cos\left(\frac{\omega}{c}\right)=0$

Statement for Linked Answer Questions 84 & 85: Air enters the compressor of a gas turbine engine with velocity 127 m/s, density 1.2 kg/m^3 and stagnation pressure 0.9 MPa. Air exits the compressor with velocity 139 m/s and stagnation pressure 3.15 MPa. Assume that the ratio of specific heats is constant and equal to 1.4.

Q.84 The compressor pressure ratio is

- (A) 0.22 (B) 0.28 (C) 3.50 (D) 3.90

Q.85 If the polytropic efficiency of the compressor is 0.89, then the isentropic efficiency of the compressor is

- (A) 0.613 (B) 0.869 (C) 0.89 (D) 0.98

END OF THE QUESTION PAPER