



PG CET-2017 [e-Brochure]

Admission to 1st year / 1st semester full time / part time
MBA / MCA / M.E. / M. Tech. / M. Arch courses

and

Admission to 2nd year lateral entry to MCA Course
for Karnataka and non-Karnataka candidates for year 2017-18

(Instructions and Guidelines)

Karnataka Examinations Authority

18th Cross, Sampige Road,

Malleswaram, BANGALORE - 560 012

e-mail: keauthority-ka@nic.in

Website: <http://kea.kar.nic.in>

Helpline: 080-23 460 460 (5 Lines)

From 9.30am to 6.00 pm

Karnataka Examinations Authority
Trust through total transparency

PRECEDING TO ENTRANCE TEST

1. The information / particulars furnished by the candidates in their 'PGCET-2017' online application form are FINAL for admissions to MBA, MCA and ME/ M.Tech / M.Arch courses for the year 2017-18.
2. Before claiming eligibility for Government seats, make sure that you satisfy any one of the eligibility clauses detailed in Item – 6 of Chapter – I of the brochure. The candidates who do not satisfy any one of the eligibility clauses will not be eligible for admission to Government seats.
3. If the information submitted by the candidates in the online application form or any other document submitted by the candidate / parents are found to be false / incorrect, such candidate's seat will be cancelled at any point of time during his / her course of study and criminal proceedings will be initiated by the Government against such candidate as per Rules.

DURING THE ENTRANCE TEST

1. The Post Graduate Common Entrance Test for admissions to MBA, MCA and M.E. / M.Tech / M.Arch courses will be held as per the schedule notified.
2. The candidates must appear for Post Graduate Common Entrance Test for admission to MBA, MCA, M.E. / M. Tech / M. Arch courses as per the schedule notified by the Karnataka Examinations Authority.
3. The candidates should read the instructions printed on the OMR answer sheet before answering. The candidates have to mark the correct answers on the OMR answer sheet using BLUE OR BLACK INK BALL POINT PEN ONLY.
4. After completion of the test, the candidates must affix their LEFT HAND THUMB IMPRESSION in the space provided on the bottom portion of OMR answer sheet before handing over the same to the room invigilator.
5. After completion of the test, the candidates will be allowed to carry replica of the filled OMR answer sheet. Such replicas should be preserved for a period of one year.
6. THERE WILL BE NO NEGATIVE MARKING IN RESPECT OF WRONG ANSWERS BUT MARKS WILL NOT BE AWARDED IN RESPECT OF MORE THAN ONE ANSWER INDICATED AGAINST A QUESTION BY A CANDIDATE ON THE OMR ANSWER SHEET.

AFTER ENTRANCE TEST

1. The ANSWER KEY will be published within three days after the completion of the entrance test on the KEA website. The candidates / parents / lecturers, can file their objections, if any, within three days in respect of any of the published answer key, along with all the supporting documents & justification. Objections filed by the candidates without justification shall not be considered. Objections received after the last date fixed shall not be considered. Objections received by the KEA will be placed before an Expert Committee, whose decision will be final in this regard.
2. The merit list will be prepared separately for MBA, MCA, ME / M.Tech / M.Arch solely on the basis of the marks obtained in the Post Graduate Common Entrance Test without taking the marks obtained by the candidates in the qualifying examination. The qualifying examination marks is considered only for eligibility. Therefore, the candidates are advised to attend the counseling only if they have the requisite percentage of marks in the qualifying examination. (i.e., should have obtained 50% of aggregate minimum marks taken together in all the subjects for all the years of the Degree examination. 45% of aggregate marks in all the subjects for all the years in the Degree examination in case of candidates belonging to SC, ST and Category-I. Further, only the candidates of Karnataka origin will be eligible to claim reservation). Therefore, mere assignment of merit / a rank to a candidate does not confer any right to select a seat.
3. All the candidates (GM, SC, ST Category – I and OBC category candidates) must compulsorily produce the STUDY CERTIFICATE obtained from the heads of the institutions where the candidates have passed the 10th standard / SSLC examination / PUC / Degree Examination, by mentioning the Standards, Academic years as per the admission register of the institution. (Refer Appendix for study certificate proforma)
4. Candidates belonging to reserved categories should submit caste / income certificate as the case may be, issued by the Tahasildar in Form 'D' for SC, ST, in Form 'E' for Category-I and in Form 'F' for 2A, 2B, 3A and 3B categories.
5. Please read the refund and forfeiture conditions detailed in this brochure carefully.
6. KEA will publish on its website all the details of candidates who have selected seats under reserved category for MBA, MCA, ME / M.Tech / M.Arch courses, such as candidate's name, father's name, category under which seat selected, annual income of the parent etc., after the last round.

7. If a candidate does not surrender the seat to KEA during casual vacancy seat selection round on or before his / her turn comes, he / she deemed to have got admitted to the seat selected by him / her.
8. If a candidate decides to surrender his / her seat, he / she has to surrender the seat only to KEA. Merely not reporting to the selected college should not be presumed by the candidate that he / she has surrendered the seat to KEA.

NOTE:

1. All the admissions and undergraduate Degrees to claim eligibility for admission to any of the PG courses is subject to approval of the Government / VTU / other respective University.
2. As per the letter from VTU, Belgaum dated 12-08-2014, to pursue M.Tech course on the basis of undergraduate programme from Aeronautical Society of India is **NOT** approved.
3. As per the letter from VTU, Belgaum dated 30-05-2014, who have acquired B.E. Degree through Distance Education Mode are **NOT** eligible for admission to M.Tech Courses.
4. As per the letter from VTU, Belgaum dated 11-08-2016, the qualifying examination (degree) obtained through distance mode would be considered for admission to MBA / MCA courses, provided the awarding University has approval from Distance Education Council (IGNOU), New Delhi.

NOTE: While filling the application online please note the following.

<i>Annual Income of the family from all the sources:</i>	<i>Enter the Annual Income from all sources. (If married enter the annual income by including the income of the spouse)</i>
<i>Reservation category claimed</i>	<i>Select the appropriate reservation category to which you belong from the list.</i>
<i>Name of the Caste</i>	<i>Enter the name of the caste to which you belong. NOTE: All the candidates claiming reservation benefits should possess original Caste / Caste – Income certificate as on the last date prescribed for receipt of application. The Caste / Category and the income in the caste certificate should be the same as Caste / Category and Income mentioned in the online application form. Otherwise, such candidates will not be considered under the reserved categories and will be treated on par with a General Merit candidate, if they fulfill the General Merit eligibility criteria.</i>
<i>In case of married woman, certificate has to be in the name of candidate along with husband and taking income of spouse.</i>	

ಸ್ನಾತಕೋತ್ತರ ಸಾಮಾನ್ಯ ಪ್ರವೇಶ ಪರೀಕ್ಷೆ 2017 ಮತ್ತು ಸೀಟು ಆಯ್ಕೆ ಪ್ರಕ್ರಿಯೆಗೆ ಸಂಬಂಧಿಸಿದಂತೆ ಮುಖ್ಯ ಸೂಚನೆಗಳು

ಪರೀಕ್ಷಾ ಪೂರ್ವ ಸಿದ್ಧತೆ

1. 2017ನೇ ಸಾಲಿಗೆ ಎಂಬಿಎ, ಎಂಸಿಎ, ಎಂಇ/ಎಂ.ಟೆಕ್/ಎಂ.ಆರ್ಕಿಟೆಕ್ಚರ್ ಕೋರ್ಸುಗಳ ಪ್ರವೇಶಕ್ಕೆ ಪಿಜಿಸಿಇಟಿ 2017ರ ಆನ್‌ಲೈನ್ ಮೂಲಕ ಸಲ್ಲಿಸುವ ಅರ್ಜಿಯಲ್ಲಿ ಅಭ್ಯರ್ಥಿಗಳು ನೀಡುವ ಎಲ್ಲ ಮಾಹಿತಿಗಳನ್ನೂ ಅಂತಿಮವೆಂದು ಪರಿಗಣಿಸಲಾಗುತ್ತದೆ.
2. ಸರ್ಕಾರಿ ಸೀಟುಗಳ ಪ್ರವೇಶಕ್ಕಾಗಿ ಬ್ರೋಷರ್‌ನ ಅಧ್ಯಾಯ-1ರ ಐಟಂ-6ರಲ್ಲಿ ಎಂಬಿಎ, ಎಂಸಿಎ, ಎಂಇ/ಎಂ.ಟೆಕ್/ಎಂ.ಆರ್ಕಿಟೆಕ್ಚರ್ ಕೋರ್ಸುಗಳ ಪ್ರವೇಶಕ್ಕೆ ನೀಡಿರುವ ಅರ್ಹತಾ ಕಂಡಿಕೆಗಳನ್ನು ಪರಿಪೂರ್ಣವಾಗಿ ಓದಿ, ತಾವು ಯಾವುದಾದರೂ ಒಂದು ಅರ್ಹತಾ ನಿಯಮದ ಅಡಿಯಲ್ಲಿ ಅರ್ಹರಿದ್ದೀರಿ ಎಂದು ಖಾತ್ರಿಪಡಿಸಿಕೊಳ್ಳಬೇಕು. ಯಾವುದೇ ಅಭ್ಯರ್ಥಿಯು ಯಾವುದಾದರೂ ಅರ್ಹತಾ ನಿಯಮವನ್ನು ಪೂರೈಸಲು ವಿಫಲವಾದಲ್ಲಿ ಅಂತಹ ಅಭ್ಯರ್ಥಿಯು ಸರ್ಕಾರದ ಪಾಲಿನ ಸೀಟಿಗೆ ಪ್ರವೇಶ ಪಡೆಯಲು ಅರ್ಹಗೊಳ್ಳುವುದಿಲ್ಲ.
3. ಅರ್ಜಿ ನಮೂನೆಯಲ್ಲಿ ಅಭ್ಯರ್ಥಿಗಳು ಒದಗಿಸಿರುವ ಮಾಹಿತಿಗಳು ಸುಳ್ಳು ಅಥವಾ ಅಪೂರ್ಣವಾಗಿದ್ದಲ್ಲಿ ಅಥವಾ ಅಭ್ಯರ್ಥಿ ಅಥವಾ ಅವರ ಪೋಷಕರು ಸುಳ್ಳು ಅಥವಾ ನಕಲಿ ಪ್ರಮಾಣ ಪತ್ರಗಳು ಸಲ್ಲಿಸಿದ್ದು ಕಂಡುಬಂದಲ್ಲಿ ಆ ಅಭ್ಯರ್ಥಿಯ ಸೀಟನ್ನು ವ್ಯಾಸಂಗದ ಯಾವ ಅವಧಿಯಲ್ಲಾದರೂ ರದ್ದುಗೊಳಿಸಲಾಗುವುದು ಮತ್ತು ಅಭ್ಯರ್ಥಿಯ ಮೇಲೆ ಸರ್ಕಾರವು ಕ್ರಿಮಿನಲ್ ಮೊಕದ್ದಮೆಯನ್ನು ಹೂಡಲಾಗುವುದು.

ಪರೀಕ್ಷಾ ಸಮಯದಲ್ಲಿ

1. ಈಗಾಗಲೇ ನೀಡಿರುವ ವೇಳಾಪಟ್ಟಿಯಂತೆ ಎಂಬಿಎ, ಎಂಸಿಎ, ಎಂಇ / ಎಂ.ಟೆಕ್ / ಎಂ.ಆರ್ಕಿಟೆಕ್ಚರ್ ಕೋರ್ಸುಗಳ ಪ್ರವೇಶಕ್ಕೆ ಸ್ನಾತಕೋತ್ತರ ಸಾಮಾನ್ಯ ಪ್ರವೇಶ ಪರೀಕ್ಷೆಯು ನಡೆಯುವುದು.
2. ಅಭ್ಯರ್ಥಿಗಳು ಎಂಬಿಎ, ಎಂಸಿಎ, ಎಂಇ / ಎಂ.ಟೆಕ್ / ಎಂ.ಆರ್ಕಿಟೆಕ್ಚರ್ ಕೋರ್ಸುಗಳ ಪ್ರವೇಶಕ್ಕೆ ಕರ್ನಾಟಕ ಪರೀಕ್ಷಾ ಪ್ರಾಧಿಕಾರವು ನಡೆಸುವ ಸ್ನಾತಕೋತ್ತರ ಸಾಮಾನ್ಯ ಪ್ರವೇಶ ಪರೀಕ್ಷೆಗೆ ಕಡ್ಡಾಯವಾಗಿ ಹಾಜರಾಗಬೇಕು.
3. ಓ.ಎಂ.ಆರ್. ಉತ್ತರ ಪತ್ರಿಕೆಯ ಹಾಳೆಯಲ್ಲಿ ಉತ್ತರಿಸುವ ಮೊದಲು ಅಭ್ಯರ್ಥಿಗಳು ಅದರಲ್ಲಿ ನೀಡಿರುವ ಸೂಚನೆಗಳನ್ನು ತಪ್ಪದೇ ಓದುವುದು. ಓ.ಎಂ.ಆರ್. ಉತ್ತರ ಪತ್ರಿಕೆಯ ಹಾಳೆಯಲ್ಲಿ ಸರಿ ಉತ್ತರಗಳನ್ನು ನಮೂದಿಸಲು ನೀಲಿ ಅಥವಾ ಕಪ್ಪು ಶಾಯಿಯ ಬಾಲ್ ಪಾಯಿಂಟ್ ಪೆನ್‌ನ್ನು ಮಾತ್ರ ಉಪಯೋಗಿಸಬೇಕು.
4. ಪರೀಕ್ಷೆಯ ಅಧಿವೇಶನ ಮುಗಿದ ನಂತರ ಎಲ್ಲಾ ಅಭ್ಯರ್ಥಿಗಳೂ ತಮ್ಮ ಓ.ಎಂ.ಆರ್. ಉತ್ತರ ಪತ್ರಿಕೆಯನ್ನು ಕೊಠಡಿಯ ಮೇಲ್ವಿಚಾರಕರಿಗೆ ನೀಡುವ ಮೊದಲು ಓ.ಎಂ.ಆರ್. ಉತ್ತರ ಪತ್ರಿಕೆಯ ಕೆಳಭಾಗದಲ್ಲಿ ನಿಗದಿಪಡಿಸಿರುವ ಸ್ಥಳದಲ್ಲಿ ಕಡ್ಡಾಯವಾಗಿ ತಮ್ಮ ಎಡಗೈ ಹೆಬ್ಬರಳಿನ ಗುರುತನ್ನು ಹಾಕುವುದು.
5. ಪರೀಕ್ಷೆಯ ಅಧಿವೇಶನ ಮುಗಿದ ನಂತರ ಅಭ್ಯರ್ಥಿಗಳು ತಮ್ಮ ಓ.ಎಂ.ಆರ್. ಉತ್ತರ ಪತ್ರಿಕೆಯ ಯಥಾ ಪ್ರತಿಯನ್ನು ತೆಗೆದುಕೊಂಡು ಹೋಗಲು ಅವಕಾಶವಿರುತ್ತದೆ ಹಾಗೂ ಅದನ್ನು ಕನಿಷ್ಠ ಒಂದು ವರ್ಷದವರೆಗೆ ಸಂರಕ್ಷಿಸಿಟ್ಟುಕೊಳ್ಳಬೇಕು.
6. ತಪ್ಪು ಉತ್ತರಗಳಿಗೆ ಋಣಾತ್ಮಕ ಮೌಲ್ಯಮಾಪನ ಇರುವುದಿಲ್ಲ ಆದರೆ ಓ.ಎಂ.ಆರ್. ಉತ್ತರ ಪತ್ರಿಕೆಯಲ್ಲಿ ಒಂದು ಪ್ರಶ್ನೆಗೆ ಒಂದಕ್ಕಿಂತ ಹೆಚ್ಚು ಉತ್ತರಗಳನ್ನು ಗುರುತುಮಾಡಿದ್ದಲ್ಲಿ ಅಂಕಗಳನ್ನು ನೀಡಲಾಗುವುದಿಲ್ಲ.

ಪರೀಕ್ಷಾ ನಂತರದ ಸಿದ್ಧತೆಗಳು

1. ಪ್ರವೇಶ ಪರೀಕ್ಷೆ ಮುಗಿದ ಮೂರು ದಿನಗಳೊಳಗಾಗಿ ಕರ್ನಾಟಕ ಪರೀಕ್ಷಾ ಪ್ರಾಧಿಕಾರದ ವೆಬ್‌ಸೈಟ್‌ನಲ್ಲಿ ಸರಿ ಉತ್ತರ (ಓಬಿಫಿಇಓಬಿ ಏಇಐ) ಗಳನ್ನು ಪ್ರಕಟಿಸಲಾಗುವುದು. ಅಭ್ಯರ್ಥಿಗಳು / ಪೋಷಕರು / ಅಧ್ಯಾಪಕರುಗಳಿಗೆ ಆಧಾರ ಸಹಿತ ಆಕ್ಷೇಪಣೆಗಳನ್ನು ಸಲ್ಲಿಸಲು ಮೂರು ದಿನಗಳ ಅವಕಾಶವನ್ನು ನೀಡಲಾಗುವುದು. ನಿಗದಿತ ದಿನಾಂಕದ ನಂತರ ಬರುವ ಆಕ್ಷೇಪಣೆಗಳನ್ನು ಅಥವಾ ಆಧಾರರಹಿತವಾದ ಆಕ್ಷೇಪಣೆಗಳನ್ನು ಪರಿಗಣಿಸಲಾಗುವುದಿಲ್ಲ. ನಿಗದಿತ ದಿನಾಂಕದ ಒಳಗೆ ಸ್ವೀಕರಿಸಿದ ಆಕ್ಷೇಪಣೆಗಳನ್ನು ಸಂಬಂಧಪಟ್ಟ ವಿಷಯ ತಜ್ಞರ ಸಮಿತಿಗೆ ಒಪ್ಪಿಸಲಾಗುವುದು. ಈ ಬಗ್ಗೆ ತಜ್ಞರ ಸಮಿತಿಯು ನೀಡುವ ನಿರ್ಣಯವೇ ಅಂತಿಮವಾಗಿರುತ್ತದೆ.
2. ಎಂಬಿಎ, ಎಂಸಿಎ, ಎಂಇ/ಎಂ.ಟೆಕ್/ಎಂ.ಆರ್ಕಿಟೆಕ್ಚರ್ ಕೋರ್ಸುಗಳ ಪ್ರವೇಶಕ್ಕಾಗಿ ರ್ಯಾಂಕ್ ಪಟ್ಟಿಯನ್ನು, ಅರ್ಹತಾ ಪರೀಕ್ಷೆಯಲ್ಲಿ ಪಡೆದ ಅಂಕಗಳನ್ನು ಗಣನೆಗೆ ತೆಗೆದುಕೊಳ್ಳದೆ ಅಭ್ಯರ್ಥಿಗಳು ಸ್ನಾತಕೋತ್ತರ ಸಾಮಾನ್ಯ ಪ್ರವೇಶ ಪರೀಕ್ಷೆಯ ವಿಷಯಗಳಲ್ಲಿ ಪಡೆದ ಅಂಕಗಳನ್ನು ಆಧರಿಸಿ ಪ್ರಕಟಿಸಲಾಗುವುದು. ಅರ್ಹತಾ ಪರೀಕ್ಷೆಯ ಅಂಕಗಳನ್ನು ಕೇವಲ ಅರ್ಹತೆಗೆ ಮಾತ್ರ ಪರಿಗಣಿಸಲಾಗುವುದು. ಆದ್ದರಿಂದ ಅಭ್ಯರ್ಥಿಗಳು ತಾವು ಅರ್ಹತಾ ಪರೀಕ್ಷೆಯಲ್ಲಿ ನಿಗದಿತ ಅಂಕಗಳನ್ನು ಪಡೆದಿದ್ದೀರೆಂದು ಖಾತ್ರಿಪಡಿಸಿಕೊಂಡು ಸೀಟು ಆಯ್ಕೆ ಪ್ರಕ್ರಿಯೆಗೆ ಹಾಜರಾಗಬೇಕು. ಆದ್ದರಿಂದ ಅಭ್ಯರ್ಥಿಗಳು ಮೆರಿಟ್ / ರ್ಯಾಂಕ್ ನ್ನು ಹೊಂದಿದ ಮಾತ್ರಕ್ಕೆ ಸೀಟು ಆಯ್ಕೆ ಪ್ರಕ್ರಿಯೆಗೆ ಅರ್ಹರಾಗುವುದಿಲ್ಲ. (i.e., should have obtained 50% of aggregate minimum marks taken together in all the subjects for all the years of the Degree examination. 45% of aggregate marks in all the subjects for all the years in the Degree examination in case of candidates belonging to SC, ST and Category-I. Further, only the candidates of Karnataka origin will be eligible to claim reservation).
3. ಎಲ್ಲಾ ಅಭ್ಯರ್ಥಿಗಳು (ಸಾಮಾನ್ಯ ವರ್ಗ, ಪ.ಜಾ. ಪ.ಪಂ ಮತ್ತು ಇತರೆ ಹಿಂದುಳಿದ ವರ್ಗಗಳ ಅಭ್ಯರ್ಥಿಗಳೂ ಸೇರಿದಂತೆ) ಅವರು ಓದಿದ ತರಗತಿ, ಓದಿದ ಶೈಕ್ಷಣಿಕ ವರ್ಷಗಳು, ಮಾತೃ ಭಾಷೆಯನ್ನೊಳಗೊಂಡ ವ್ಯಾಸಂಗ ಪ್ರಮಾಣ ಪತ್ರವನ್ನು (ಅನುಬಂಧ-3ರಲ್ಲಿ ನೀಡಿರುವ ನಮೂನೆಯಂತೆ) ಅವರು ಎಸ್.ಎಸ್.ಎಲ್.ಸಿ / 10ನೇ ತರಗತಿಯಲ್ಲಿ / ಪಿಯುಸಿ / ಪದವಿ ತರಗತಿಗಳಲ್ಲಿ ವ್ಯಾಸಂಗ ಮಾಡಿದ ಶಾಲಾ / ಕಾಲೇಜು ಮುಖ್ಯಸ್ಥರಿಂದ, ದಾಖಲಾತಿ ವಹಿಯಲ್ಲಿ ಇರುವಂತೆ ಪಡೆದು ಕಡ್ಡಾಯವಾಗಿ ಹಾಜರುಪಡಿಸಬೇಕು.
4. ಮೀಸಲಾತಿ ಅಡಿಯಲ್ಲಿ ಸೀಟನ್ನು ಆಯ್ಕೆ ಮಾಡಿಕೊಳ್ಳುವ ಅಭ್ಯರ್ಥಿಗಳು ಜಾತಿ / ಆದಾಯ ಪ್ರಮಾಣಪತ್ರವನ್ನು ಸಂಬಂಧಪಟ್ಟ ತಹಶೀಲ್ದಾರರಿಂದ ಪಡೆದು ಸೀಟು ಆಯ್ಕೆ ಸಮಯದಲ್ಲಿ ಸಲ್ಲಿಸಬೇಕು. ಪ.ಜಾ ಮತ್ತು ಪ.ಪಂಗಳ ಅಭ್ಯರ್ಥಿಗಳು ನಮೂನೆ ಡಿ ಯಲ್ಲಿ, ಪ್ರವರ್ಗ 1ರ ಅಭ್ಯರ್ಥಿಗಳು ನಮೂನೆ ಇ ಮತ್ತು ಪ್ರವರ್ಗ 2ಎ, 2ಬಿ, 3ಎ ಮತ್ತು 3ಬಿ ಅಭ್ಯರ್ಥಿಗಳು ನಮೂನೆ ಎಫ್ ನಲ್ಲಿ ಜಾತಿ / ಆದಾಯ ಪ್ರಮಾಣಪತ್ರವನ್ನು ಸಲ್ಲಿಸಬೇಕು.
5. ಈ ಬೋರ್ಡ್ ನಲ್ಲಿರುವ ಶುಲ್ಕ ಮರುಪಾವತಿ ಮತ್ತು ಮುಟ್ಟುಗೋಲಿನ ಬಗ್ಗೆ ದಯಮಾಡಿ ಓದಲು ಕೋರಿದೆ.
6. ಕರ್ನಾಟಕ ಪರೀಕ್ಷಾ ಪ್ರಾಧಿಕಾರವು ತನ್ನ ವೆಬ್‌ಸೈಟ್‌ನಲ್ಲಿ ಉಳಿವಿ://ಇಇಚಿ.ಇಚಿಡಿ.ಟಿಫಿಓಟಿ ಎಂಬಿಎ, ಎಂಸಿಎ, ಎಂಇ /ಎಂ.ಟೆಕ್ / ಎಂ.ಆರ್ಕಿಟೆಕ್ಚರ್ ಕೋರ್ಸುಗಳ ಸೀಟುಗಳನ್ನು ಮೀಸಲಾತಿ ಅಡಿಯಲ್ಲಿ ಆಯ್ಕೆಮಾಡಿಕೊಳ್ಳುವ ಅಭ್ಯರ್ಥಿಗಳ ಎಲ್ಲಾ ವಿವರಗಳನ್ನು ಅಂದರೆ ಅಭ್ಯರ್ಥಿಯ ಹೆಸರು, ತಂದೆಯ / ಪೋಷಕರ ಹೆಸರು, ಯಾವ ಪ್ರವರ್ಗದಲ್ಲಿ ಸೀಟು ಆಯ್ಕೆ ಮಾಡಿಕೊಂಡಿದ್ದಾರೆ, ತಂದೆ / ತಾಯಿಯ ಪೋಷಕರ ವಾರ್ಷಿಕ ಆದಾಯ ಇತ್ಯಾದಿಯನ್ನು ಆಯ್ಕೆ ಪ್ರಕ್ರಿಯೆ ಮುಗಿದ ನಂತರ ಪ್ರಕಟಿಸಲಾಗುತ್ತದೆ.
7. ಅಭ್ಯರ್ಥಿಯು ಸೀಟನ್ನು ಕ್ಯಾಶುಯಲ್ ತೆರವು ಹಂತದವರೆಗೂ ಸೀಟನ್ನು ರದ್ದುಪಡಿಸದೇ ಇದ್ದಲ್ಲಿ ಅಭ್ಯರ್ಥಿಯು ಸಂಬಂಧಿಸಿದ ಕಾಲೇಜಿಗೆ ಪ್ರವೇಶವನ್ನು ಪಡೆದಂತಾಗುತ್ತದೆ.

8. ಆಭ್ಯರ್ಥಿಯು ಸೀಟನ್ನು ರದ್ದುಪಡಿಸಬೇಕಾದರೆ, ಕೆಇಎ ಕಛೇರಿಯಲ್ಲಿ ಮಾತ್ರ ರದ್ದುಪಡಿಸಬೇಕು. ಸೀಟನ್ನು ಆಯ್ಕೆ ಮಾಡಿ ಸಂಬಂಧಪಟ್ಟ ಕಾಲೇಜಿಗೆ ಪ್ರವೇಶ ಪಡೆಯದೆ ಇದ್ದ ಮಾತ್ರಕ್ಕೆ ತಾವು ಆಯ್ಕೆ ಮಾಡಿದ್ದ ಸೀಟನ್ನು ಕೆಇಎ ಕಛೇರಿಯಲ್ಲಿ ರದ್ದು ಪಡಿಸಿ ಕೊಳ್ಳಲಾಗಿದೆಯೆಂದು ಭಾವಿಸಬಾರದು.

NOTE:

1. All the admissions and undergraduate Degrees to claim eligibility for admission to any of the PG courses is subject to approval of the Government / VTU / other respective University.
2. As per the letter from VTU, Belgaum dated 12-08-2014, to pursue M.Tech course on the basis of undergraduate programme from Aeronautical Society of India is NOT approved.
3. As per the letter from VTU, Belgaum dated 30-05-2014, who have acquired B.E. Degree through Distance Education Mode are NOT eligible for admission to M.Tech Courses.
4. *As per the letter from VTU, Belgaum dated 11-08-2016, the qualifying examination (degree) obtained through distance mode would be considered for admission to MBA / MCA courses, provided the awarding University has approval from Distance Education Council (IGNOU), New Delhi.*

IMPORTANT: IF the qualifying marks change due to any reason after verification of documents or allotment of a seat, and candidate becomes ineligible due to change of qualifying marks, it is the responsibility of candidate to inform KEA authority for cancellation of rank or for cancellation of a seat allotted if any. Neither KEA nor Government will take the responsibility if the candidature or seat is rejected by any University / Competent authority due to non-eligibility for a particular course in the future. Further, the seat allotment made by KEA shall be subject to approval by the concerned University / Competent Authority.

CHAPTER – I

1. INTRODUCTION

The Karnataka Post Graduate Common Entrance Test-2017 is being conducted for the purpose of determining the eligibility / merit, for admission of Karnataka and non-Karnataka candidates to 1st year / 1st semester full time / part time MBA / MCA / M.E. / M. Tech. / M. Arch courses and for admission to 2nd year Lateral Entry to MCA Course in Government / University / Private Aided / Private Un-Aided professional educational institutions in the state of Karnataka which will be notified by the Government of Karnataka for the year 2017-18.

Admissions to the Government seats shall be made in accordance with the Karnataka Selection of Candidates for Admission to Master of Business Administration and Master of Computer Application Courses Rules, 2005 and the Karnataka Selection of Candidates for Admission to Master of Technology (M.Tech) Courses Rules, 2005 as the case may be (in short 'Rules') and as amended from time to time and therefore the details and instructions contained in this Brochure are subject to the said Rules. In case of any discrepancy, the Rules shall prevail.

2. MODE OF CONDUCTING THE TEST

In order to obtain admission to MBA, MCA, M.E. / M.Tech / M.Arch courses through KEA, a candidate must appear for the Post Graduate Common Entrance Test - 2017, which will be conducted by the Karnataka Examinations Authority, Bangalore (Herein after referred to as KEA). The Post Graduate Common Entrance Test - 2017 will be conducted in specified places, spread over Karnataka. The details of the written test are as follows:

The Post Graduate Common Entrance Test-2017 time table is as follows

Date and Day	Course	For	Timings	Marks
01-07-2017 Saturday	M.E. / M. Tech / M. Arch	Type-B: Courses offered by Department of Post Graduate Studies and Research in Mathematics and Computer Science, Kuvempu University and Department of Studies in Computer Science, University of Mysore.	10.30 am to 12.30 pm	100
		Type-A: Courses offered by VTU, UVCE, UBDTCE.	02.30 pm to 04.30 pm	100
02-07-2017 Sunday	MCA	Admission to 1 st Year / 1 st Semester and for Lateral Entry 2 nd Year / 3 rd Semester	10.30 am to 12.30 pm	100
	MBA	Admission to 1 st Year / 1 st Semester	2.30 pm to 4.30 pm	100

(Only Non-programmable calculators are allowed for M.E. / M.Tech / M.Arch examination)

Based on the performance of the candidates in the Post Graduate Common Entrance Test the merit / rank list will be prepared and published. All the eligible candidates who have got the requisite percentage of marks as the case may be will be allowed to participate for document verification process and later online seat allotment process in the order of their merit / rank, as per the time schedule which will be notified later.

3. WHO CAN APPLY?

A) For MBA:

(i) For Full Time MBA courses:

A candidate who has passed Recognised Bachelor's Degree of minimum of 3 years duration examination or equivalent examination and obtained an aggregate minimum of **50% marks** taken together in all the subjects including languages in all the years of the Degree Examination is eligible for admission to **MBA** courses. (**45%** of marks in Q. E. in case of SC, ST and Category-I of Karnataka candidates) (Reservation is applicable only for Karnataka Candidates)

(ii) For Part Time MBA courses:

A candidate who has passed recognized Bachelor's Degree of minimum of 3 years duration examination or equivalent examination and obtained an aggregate minimum of **50% marks** taken together in all the subjects including languages in all the years of the Degree Examination is eligible for admission to **MBA** courses (**45%** of marks in Q. E. in case of SC, ST and Category-I of Karnataka candidates). (Reservation is applicable only for Karnataka Candidates) In addition to this a candidate after obtaining the degree, must have worked for not less than three years as on **31st July 2017**, in an establishment and must be working in an organization situated within a radial distance of 40 km from the institution in which the candidate seeks admission.

B) For MCA; No Part Time courses are offered for MCA.

A candidate who has passed any recognized under graduate examination or equivalent examination with Mathematics or Statistics or Computer Science or Computer Applications or Computer Programming or Business Mathematics or Business Statistics as one of the optional subjects and obtained an aggregate minimum of **50% marks** taken together in all the subjects in all the years of the Degree Examination is eligible for admission to **MCA** courses. **45% of marks** in Q. E. in case of SC, ST and Category-I of Karnataka candidates.

Provided that in respect of candidate who has studied and passed one of the subjects specified above in Pre-University Course with fifty percent of marks in that subject shall also be considered for admission. **45%** of marks in case of SC, ST and Category-I of Karnataka candidates.

Lateral Entry to 2nd year MCA. A candidate who has passed recognised Bachelor's Degree of minimum of 3 years duration examination in BCA, B.Sc (I.T. / Computer Science) with Mathematics at 10 + 2 level or at Graduate Level and obtained an aggregate minimum of **50% marks** taken together in all the subjects in all the years of the Degree Examination is eligible for admission to **MCA** courses (**45% of marks** in Q. E. in case of SC, ST and Category-I of Karnataka candidates) (Reservation is applicable only for Karnataka Candidates)

(C) For M.E. / M.Tech / M.Arch - Course

(i) For Full Time M.E. / M.Tech / M.Arch - Course

- ❖ A candidate with valid GATE score.
- ❖ A candidate who has passed qualifying examination or equivalent examination as prescribed by the Competent Authority and obtained an aggregate minimum of **50% marks** taken together in all the subjects of all the years / semesters of the Degree Examination is eligible for admission to **M.E. / M.Tech / M.Arch** courses (45% of marks in Q. E. in case of SC, ST and Category-I candidates. (Reservation is applicable only for Karnataka Candidates)
- ❖ **(ii) For Part Time M.E. / M.Tech / M.Arch courses:** A candidate who has passed prescribed qualifying examination or equivalent examination as prescribed by the Competent Authority and obtained an aggregate minimum of 50% marks taken together in all the subjects of all the years / semesters of the Degree Examination is eligible for admission to **M.E. / M.Tech / M.Arch** courses (45% of marks in Q. E. in case of SC, ST and Category-I Karnataka candidates) (Reservation is applicable only for Karnataka Candidates)

In addition to this candidate after obtaining the complete degree, must have worked for not less than three years as on 31st July 2017, in an establishment and must be working in an organization situated within a radial distance of 40 km from the institution in which the candidate seeks admission. However, the employer has to fill up the NOC duly signed by the competent authority.

Not only a candidate who has passed the qualifying examination with requisite marks but also a candidate who is appearing for the Q. E. and expecting the results is eligible to apply for the Post Graduate Common Entrance Test – 2017.

NOTE: The aggregate percentage of marks of the course of the qualifying examination shall be calculated as follows.

Aggregate Percentage of Marks =	Sum of the marks scored by the candidate in all the subjects of all the examinations / semesters X 100
	Sum of all the maximum marks of all the subjects of all the years / semesters

Based on the performance of the candidates in the Post Graduate Common Entrance Test, the rank list will be prepared and published for admission to MBA / MCA / ME / M.Tech / M. Arch courses. Therefore, the candidates are advised to attend the counseling only if they have the requisite percentage of marks in the qualifying examination. (i.e., should have obtained 50% of aggregate marks of all the years of the Degree examination, 45% of aggregate marks of all the years in the Degree Examination in case of candidates belonging to SC, ST and Category-I of Karnataka Candidates).

NOTE: Candidates who do not pass in all the subjects in the qualifying examination and candidates who do not possess the academic eligibility will not be eligible for selection of seats in the respective courses.

The SC / ST / Category-I / OBC eligibility criteria is applicable to persons of Karnataka origin who are claiming eligibility for Government seats under clauses (a), (b), (c), (d) and (h) Item - 6 of Chapter – I as the case may be and the same is not applicable to non-Karnataka candidates.

NOTE: Post Graduate M.E. / M.Tech / M.Arch Courses in Engineering and Technology will be of the following categories:

- a) Full-Time M.E. / M.Tech / M.Arch (Two academic years consisting of four semesters)
- b) Part-Time M.Tech (Three academic years consisting of six semesters)
- c) Full-Time M.Tech (Three academic years consisting of Six semesters) only in the Department of Post Graduate Studies and Research in Mathematics and Computer Sciences, Kuvempu University, Shimoga. Department of Post Graduate Studies in Computer Science, University of Mysore, Mysore.
- d) Full-Time MBA (Infrastructure Management) (Two academic years consisting of four semesters)

A candidate can opt for M.E. / M.Tech / M.Arch course either under (i) Full-Time or (ii) Part-Time category and one cannot apply for both the programs.

GATE qualified candidates from only Engineering and Technology discipline are eligible to take admission to Various M.Tech Programmes under VTU, Belgaum. Candidates with valid GATE score are given first preference for admission to all M.E. / M.Tech / M.Arch courses. Such candidates need not appear for PG CET-2017. However, they have to apply through online for admission. When GATE qualified candidates are not available, seat allotment will be made to non-GATE candidates based on the merit list of PG CET-2017. Candidates have to make sure that they have valid qualifying marks in GATE in their respective subjects under the category to which they belong (GM/OBC/SC/ST/PD). If they do not have the qualifying marks, they have to appear for PG CET-2017 examination. (OBC/SC/ST/PD is applicable to persons of Karnataka origin)

- a. VTU, UBDT and UVCE are offering more than 100 M.E. / M.Tech programs in different disciplines with 04 M.Arch programs and one MBA (Infrastructure Management). Candidates with B.E. / B. Tech / B.Arch. Degree or its equivalent from a recognized University are eligible to apply to these courses. A non-GATE candidate seeking admission to any of these courses should appear for PG CET-2017 Test as per the schedule under appropriate Board corresponding to their basic (qualifying / qualified) degree, irrespective of M.E. / M.Tech / M.Arch courses for which the candidate is eligible.
- b. Candidate with B.Sc. degree from recognized University with Mathematics as one of the subjects or B.E. / B. Tech / B.Sc. (Engineering) are eligible of M.Tech Programs offered by Department of Post Graduate Studies and Research in Mathematics and Computer Science of Kuvempu University.

Candidates with BE / B. Tech. and M.Sc. degree, with conditions specified under detailed eligibility criteria from recognized Universities are eligible for Department of Studies in Computer Science, University of Mysore, Mysore. A non-GATE candidate seeking admission to the M.Tech program should appear for PG CET-2017 as per the schedule.

- c. Sponsored candidates claiming seat under sponsored quota are not entitled for claiming seat under any other quota.
- d. M.Tech part time program shall be conducted only if number of candidates admitted is eight or more.
- e. Sponsored Candidate: A candidate having served as a full time employee for a minimum period of Three Years either continuously or in broken periods. Experience in the relevant field from registered firm / company / industry / educational institution / research institution / Government Department / Autonomous department or autonomous organization is considered, after the qualifying examination, up to the date of notification. However, candidate has to submit an undertaking from the employer, saying that the candidate is a full time employee and will not be withdrawn from the course till the completion of the course. Part Time / Trainee / Guest faculty will not be considered as sponsored candidate.

GATE Scholarship:

- a. For receiving GATE Scholarship, a candidate must have a valid GATE Score.
- b. Candidates with valid GATE score, opting seats under Sponsored Quota, are not entitled for GATE stipend.
- c. SC/ST/OBC candidates with valid GATE Score claiming any other scholarship from Government of Karnataka / India are not entitled for GATE Scholarship.
- d. Candidates with valid GATE score opting for seat under Part-Time M.E. / M.Tech Program are not entitled for GATE stipend.
- e. Applications for GATE scholarship from AICTE will be processed by the respective colleges where the candidates take admission and KEA has no responsibility in getting GATE scholarship to them.

If you have appeared for GATE during 2015 or 2016 or 2017 then write the GATE code, then write the marks obtained in the GATE exam and the GATE stream.

WHAT IS VALID GATE SCORE: GATE score are usually valid for three years, for example if you have appeared for GATE in 2015 or 2016 and your marks are above qualifying marks, you are eligible to apply in 2017 for M.E. courses.

The next condition is about qualifying marks. Mere getting score does not show that its valid GATE score. Your score is **ONLY VALID** when it is above or equal to the score of qualifying marks. For example, if you have scored 20 marks and the qualifying marks for that year are mentioned as 25, then your GATE score is **NOT VALID**. Then you have to appear for PG CET-2017 examination.

Another question may arise, for this year I got 20 marks and qualifying score was 25, if next year qualifying marks decreased to 22, does it make my score valid? The simple answer is **NO**. The results for the same years will be considered as valid and invalid scores.

Details of Type –A and Type-B.:

- **Type-A** - Courses offered by VTU, UVCE and UBDTCE Universities.
- **Type-B** - Courses offered by Department of PG studies and research in Mathematics and Computer Science, Kuvempu University and Department of Studies in Computer Science, Mysore University.

If you are appearing for VTU, UVCE and UBDTCE courses i.e., **Type-A**, then select the course code that you are appearing for PG CET as per the Course CODES given below: It is the responsibility of the candidate to select the correct course code. KEA will not take the responsibility of changing the course code at a later date. The candidates must be careful while entering the course codes. There will be a separate question paper for each course. If a candidate enters the wrong course code then he / she will be provided the question paper of that course only.

The respective courses and codes are as follows:

Course Code and Course Name	Course Code and Course Name
01 – Civil Engineering	06- Mechanical Science
02 – Computer Science Engineering	07- Electrical Science
03 – Chemical Engineering	08- Polymer Science
04 – Environmental Engineering	09- Architecture
05 – Textile Technology	10 - Bio-Technology

Course and code for Type-B is as follows:

Course Code and Course Name
11 – Mathematics and Computer Science

Further, for Type-A course,

(Course code 06) **Mechanical Science** includes the following branches. The candidates who have studied the following branches in the qualifying examination should select the course code as Mechanical Sciences.

- Mechanical Engineering
- Industrial and Production Engineering
- Industrial and Engineering Management
- Automobile Engineering
- Manufacturing Science and Engineering
- Allied Branches of Mechanical Science.

and

(Course Code 07) **Electrical Science** includes the following branches. The candidates who have studied following branches in the qualifying examination should select the course code as Electrical Science.

- a. Electrical and Electronics Engineering
- b. Electronics and Communication Engineering
- c. Telecommunication Engineering
- d. Instrumentation Technology
- e. Bio-Medical Engineering
- f. Medical Electronics
- g. Allied Branches of Electrical Science

Sponsored Candidate: A candidate having served as a full time employee for a minimum period of Three Years either continuously or in broken periods. Experience in the relevant field from registered firm / company / industry / educational institution / research institution / Government Department / Autonomous department or autonomous organization is considered, after the qualifying examination, as on 31st July 2017. However, candidate has to submit an undertaking from the employer, saying that the candidate is full time employee and will not be withdrawn from the course till the completion of the course. Part Time / Trainee / Guest faculty will not be considered as sponsored candidate.

NOTE: All the admissions and undergraduate Degrees to claim eligibility for admission to any of the PG courses is subject to approval of the Government / VTU / other respective University. Further as per the letter from VTU, Belgaum dated 12-08-2014, to pursue M.Tech course on the basis of undergraduate programme from Aeronautical Society of India is not approved.

Assignment of exam centres

Based on the information furnished by the candidate in the application, the examination centre will be assigned by KEA.

ELIGIBILITY FOR Government SEATS

QE means Qualifying Examination (Respective Degree)

(ii) Each condition is specified as a clause and is individually referred by a code. The documents to be produced during verification of documents in support of the claim for each of the Clauses are also detailed below the respective clauses.

(iii) The candidates who do not satisfy any of the Clauses / Eligibility Criteria detailed below and the candidates who do not produce the prescribed documents in original will not be eligible for admission to professional courses under Government quota seats.

- (iv) Other than the certificates mentioned in each eligibility clauses below, wherever applicable if a candidate claiming seat under Article 371 (j) Hyderabad-Karnataka region reservation, candidate should produce eligibility certificate from the concerned Assistant Commissioner in Annexure-A as per the format.

For **MBA**

ELIGIBILITY CLAUSES

CODES

<p>The candidate should have studied and passed in one or more Government or Government recognised educational institutions located in the State of Karnataka for a minimum period of SEVEN academic years commencing from 1st standard to Qualifying Examination either continuously or in broken period as on 1st July of the year in which the Entrance Test is held and must have appeared and passed either SSLC / 10th standard or 2nd PUC / 12th standard examination in a Government recognized institutions located in Karnataka State. In case of the candidate who had taken more than one year to pass a class or standard, the years of academic study is counted as one year only.</p>	a
<p>Documents to be produced:</p> <p>(1) SSLC / 10th standard Marks Card (2). 2nd PUC / 12th standard Marks Card and (3) OE marks cards of the candidate (4) Candidate's Study Certificate; If claiming reservation benefits: Caste / Caste Income Certificate issued by Tahsildar- For SC / ST in Form-D, Category-I in form E and 2A, 2B, 3A and 3B in Form F.</p>	
<p>The candidate should have studied and passed the qualifying examination within the State of Karnataka from an Educational Institution run or recognized by the State Government and that either of the parents should have studied in Government recognized institutions in Karnataka for a minimum period of SEVEN years.</p>	b
<p>Documents to be produced:</p> <ol style="list-style-type: none"> 1. SSLC / 10th standard Marks Card 2. 2nd PUC / 12th standard Marks Card and 3. OE marks card of the candidate; 4. If claiming reservation benefits:- Caste / Caste Income Certificate issued by Tahsildar- For SC / ST in Form-D, Category-I in form E and 2A, 2B, 3A and 3B in Form F., along with – 5. (a) a certificate for either of the parent having studied for at least 7 years in Karnataka from the Head of the educational institution where he / she had studied. (b) the candidate's study certificate for having studied Qualifying Examination in Karnataka issued by the head of the educational institution. 	
<p>Son or daughter of an ex-servicemen who at the time of joining the defence service had declared a place in Karnataka as his home town, proof of such domicile should be obtained and produced from the "Deputy Director, Department of Sainik Welfare and Resettlement". Further, the candidate should have passed the Q. E. from a University or Board or any other institution located anywhere in India.</p>	h
<p>Documents to be produced:</p> <ol style="list-style-type: none"> 1. SSLC / 10th standard Marks Card. 2. 2nd PUC / 12th standard Marks Card of the candidate; 3. OE marks card of the candidate. (4) If claiming reservation benefits:- Caste / Caste Income Certificate issued by Tahsildar- For SC / ST in Form-D, Category-I in form E and 2A, 2B, 3A and 3B in Form F, along with the 5. Parent's home town declaration certificate while joining the service issued by the Joint Director / Deputy Director of the concerned district and countersigned by the Director, Department of Sainik Welfare and Resettlement, Bangalore. 	

For MCA

ELIGIBILITY CLAUSES

CODES

<p>The candidate should have studied and passed in one or more Government or Government recognised educational institutions located in the State of Karnataka for a minimum period of SEVEN academic years commencing from 1st standard to Qualifying Examination either continuously or in broken period as on 1st July of the year in which the Entrance Test is held and must have appeared and passed either SSLC / 10th standard or 2nd PUC / 12th standard examination from Karnataka State. In case of the candidate who had taken more than one year to pass a class or standard, the years of academic study is counted as one year only.</p>	<p>a</p>
<p>Documents to be produced:</p> <ol style="list-style-type: none">1. SSLC / 10th standard Marks Card,2. 2nd PUC / 12th standard Marks Card and3. QE marks card of the candidate,4. Candidate's Study Certificate;5. If claiming reservation benefits: Caste / Caste Income Certificate issued by Tahsildar- For SC / ST in Form-D, Category-I in form E and 2A, 2B, 3A and 3B in Form F.	
<p>The candidate should have studied and passed Qualifying Examination within the State of Karnataka from an Educational Institution run or recognized by the State Government and that either of the parents should have studied in Government recognized institutions in Karnataka for a minimum period of SEVEN years.</p>	<p>b</p>
<p>Documents to be produced:</p> <ol style="list-style-type: none">1. SSLC / 10th standard Marks Card2. 2nd PUC / 12th standard Marks Card of the candidate;3. QE Marks Card of the Candidate4. If claiming reservation benefits:- Caste / Caste Income Certificate issued by Tahsildar- For SC / ST in Form-D, Category-I in form E and 2A, 2B, 3A and 3B in Form F., along with –5. (a) a certificate for either of the parent having studied for at least 7 years in Karnataka from the Head of the educational institution where he / she had studied. (b) the candidate's study certificate for having Qualifying Examination in Karnataka issued by the head of the educational institution.	
<p>Son or daughter of an ex-servicemen who at the time of joining the defence service had declared a place in Karnataka as his home town, proof of such domicile should be obtained and produced from the "Deputy Director, Department of Sainik Welfare and Resettlement". Further, the candidate should have passed the Q. E. from a University or Board or any other institution located anywhere in India.</p>	<p>h</p>
<p>Documents to be produced:</p> <ol style="list-style-type: none">1. SSLC / 10th standard Marks Card2. 2nd PUC / 12th standard Marks Card of the candidate;3. QE Marks Card of the candidate4. If claiming reservation benefits :- Caste / Caste Income Certificate issued by Tahsildar- For SC / ST in Form-D, Category-I in form E and 2A, 2B, 3A and 3B in Form F, along with the5. Parent's home town declaration certificate while joining the service issued by the Joint Director / Deputy Director of the concerned district and countersigned by the Director, Department of Sainik Welfare and Resettlement, Bangalore.	

For ME / M.Tech**ELIGIBILITY CLAUSES****CODES**

<p>The candidate should have studied and passed in one or more Government or Government recognized educational institutions located in the State of Karnataka for a minimum period of SEVEN academic years commencing from 1st standard to qualifying examination either continuously or in broken period as on 1st July of the year in which the Entrance Test is held in a Government recognized institutions located in Karnataka State. In case of the candidate who had taken more than one year to pass a class or standard, the years of academic study is counted as one year only.</p>	a
<p>Documents to be produced:</p> <ol style="list-style-type: none">1. SSLC / 10th standard Marks Card2. 2nd PUC / 12th standard Marks Card of the candidate,3. QE Marks Card of the candidate4. Candidate's Study Certificate;5. If claiming reservation benefits: Caste / Caste Income Certificate issued by Tahsildar- For SC / ST in Form-D, Category-I in form E and 2A, 2B, 3A and 3B in Form F.	
<p>The candidate should have studied and passed the qualifying examination within the State of Karnataka from an Educational Institution run or recognized by the State Government</p>	b
<p>Documents to be produced:</p> <ol style="list-style-type: none">1. SSLC / 10th standard Marks Card2. 2nd PUC / 12th standard Marks Card and3. QE marks card of the candidate,4. Candidate's Study Certificate; If claiming reservation benefits: Caste / Caste Income Certificate issued by Tahsildar- For SC / ST in Form-D, Category-I in form E and 2A, 2B, 3A and 3B in Form F along with the5. Candidate's study certificate for having studied and passed the Qualifying Examination in Karnataka issued by the head of the educational institution.	
<p>Candidates either of the parents should have studied in Government recognized institutions in Karnataka for a minimum period of SEVEN Years.</p>	c
<p>Documents to be produced:</p> <ol style="list-style-type: none">1. SSLC / 10th standard Marks Card2. 2nd PUC / 12th standard Marks Card and3. QE marks card of the candidate4. If claiming reservation benefits: Caste / Caste Income Certificate issued by Tahsildar- For SC / ST in Form-D, Category-I in form E and 2A, 2B, 3A and 3B in Form F along with5. Study certificate for either of the parent having studied for at least 7 years in Karnataka from the Head of the educational institution where he / she had studied.	
<p>A candidate or a parent of the candidate has been resided in Karnataka for a minimum period of SEVEN years.</p>	d
<p>Documents to be produced:</p> <ol style="list-style-type: none">1. SSLC / 10th standard Marks Card2. 2nd PUC / 12th standard Marks Card and3. QE marks card of the candidate,4. If claiming reservation benefits: Caste / Caste Income Certificate issued by Tahsildar- For SC / ST in Form-D, Category-I in form E and 2A, 2B, 3A and 3B in Form F along with the5. Candidate's / parents residential in the state of Karnataka for a minimum period of SEVEN years issued by the competent authority.	

NOTE: In case, if any of the documents produced in respect of the Clause claimed by the candidate is found to be false / incorrect, the seat selected by the candidate will be cancelled at any stage and the entire fee amount paid by such candidate will be forfeited.

7. RESERVATION OF SEATS IN FAVOUR OF CERTAIN CATEGORIES

CODES

<p>Reservation for Ex-Defence Special category :- Son or daughter of Ex-Servicemen falling under Item – 6(h) of Chapter - I of the Brochure should obtain and produce a certificate showing the home address of the parent issued by the Joint Director / Deputy Director of the concerned district and countersigned by the Director, Department of Sainik Welfare and Resettlement, Bangalore failing which they will not be allowed for verification of certificates and also for later seat selection under Ex-Defence. Ex-Servicemen for the purpose of this clause includes personnel belonging to the Civil GT COYS ASC who were Civilian Class III or Class IV Government Servants, who became permanently disabled or were killed during hostilities.</p> <p>Note: This ex-defence reservation benefit is not applicable to ME / M.Tech / M.Arch courses.</p>	<p>U</p>
<p>Reservation for Physically Disabled Special category:- The candidates claiming reservation under this category will be required to appear for Medical examination on the specified date before a Committee comprising of the Executive Director, KEA as Chairman and three specialists from the Department of Orthopedics, Ophthalmology and ENT, nominated by the Government. Candidates with physical disability ranging above 40% should produce a Medical certificate issued by competent Doctor of any Government Hospital located in the State of Karnataka in the field of concerned disability, on the day of Medical examination only. Candidates suffering from hearing disability should compulsorily obtain and produce a BSER (Brain Stem Evoked Response) Audiometry report from NIMHANS / Manipal Hospital / Government Speech and Hearing Institute, Lingarajapuram, Bangalore. The Medical Board will examine the candidate and certificate and certify regarding the percentage of disability and the decision of the Medical Board is final. For the purpose of this proviso, persons with disability shall have the same meaning assigned to it as in the Persons with Disabilities (Equal Opportunities, Protection of Rights and Participation) Act 1995 (Central Act 1 / 1995). The candidates with disability less than 40% will not be eligible for claiming a seat under Physically Disabled category.</p>	<p>V</p>

NOTE: 1. The Physically Disabled candidates, who fail to appear before the Committee for Medical examination on specified date will not be eligible for selection of a seat under Physically Disabled category.

2. As per rule 39 of the Persons with Disabilities (equal opportunities protection of rights and full participation) act, 1995, 3% of seats only in Government and Government Aided colleges are reserved.

(2) RESERVATION FOR RESERVED CATEGORY CANDIDATES (ONLY FOR KARNATAKA CANDIDATES)

Reservation is made in favour of candidates belonging to the Scheduled Castes, Scheduled Tribes and Other Backward Classes of citizens under categories 1, 2A, 2B, 3A and 3B in accordance with Government Order No. SWL 251 BCA 94 dated 31st January 1995, as amended from time to time.

Production of a “**Caste Certificate / Caste Income Certificate**” issued by the concerned Jurisdictional Tahasildar in accordance with the Government order No. Sa Ka E 225 BCA 2002 dated 30th March 2002, as amended from time to time, in Form ‘D’ in case of Scheduled Castes & Scheduled Tribes; in Form ‘E’ in case of Category-I; in Form ‘F’ in case of Other Backward Classes like 2A, 2B, 3A and 3B in support of the claim is mandatory for selecting a seat under reserved category.

The Government in its Order No. ಹಿಂವಕ 148 ಬಿಸಿಎ 2015 ಬೆಂಗಳೂರು, ದಿನಾಂಕ 04-06-2015, has enhanced the annual income limit from `4.50 Lakhs to `6.0' Lakhs per annum for claiming reservation benefit. The candidate and his / her father's - mother's who's Gross Annual Income is below Rs.6.00 Lakhs are eligible to claim benefit of reservation under 2A, 2B, 3A and 3B categories.

The SC, ST and Category-1 candidates are exempted from paying tuition fees, as prescribed in Vide GO No. ಹಿಂವಕ 589 ಬಿಎಂಎಸ್ 2013 ಬೆಂಗಳೂರು ದಿನಾಂಕ 06-08-2014, ಸಕಇ 80 ಪಕವಿ 2013, ಬೆಂಗಳೂರು ದಿನಾಂಕ 02-07-2013 if their annual income is less than Rs.2.5 lakhs, Please read the relevant Government orders for details.

The other backward class candidates have to pay the fees to CET and they can apply for re-imburement from the Backward Class Department as per Government Order No. ಸಕಇ 357 ಬಿಎಂಎಸ್ 2012 ಬೆಂಗಳೂರು ದಿನಾಂಕ 22-11-2012 after admission to the concerned colleges. Please read the relevant Government orders for details.

Provided that candidates belonging to SC, ST & Category - I should produce an Income certificate issued by Jurisdictional Tahasildar in the prescribed format. (This is for the purpose of processing eligibility of candidates to claim Government of India scholarship).

<p>Reservation of seats for ARTICLE 371 (J) HYDERABAD KARNATAKA</p>	<p>Reservation as per "The Karnataka Educational Institutions (Regulations of Admission in the Hyderabad-Karnataka Region) Order, 2013".</p> <ul style="list-style-type: none"> • The part of the State called the Hyderabad-Karnataka Region comprising the districts of Bidar, Gulbarga, Yadgir, Raichur, Koppal and Bellary shall be regarded as the local area. • 70% of the available seats in every course of study in any regional University or educational institution located in the places referred above in the local area shall be reserved in favour of the local persons, in respect of such University or education institution. • 8% of the available seats in every course of study provided in a state wide University or a statewide educational institution be allocated among the local candidates of the Hyderabad-Karnataka Region. • The eligible candidates should produce the. Relevant certificate in ANNEXURE -A appended to this brochure issued by the concerned Assistant Commissioner during document verification to become eligible to claim seat under Hyderabad-Karnataka Reservation (Article 371 (J)) in PG CET-2017 as per rules.
--	--

Provided further that only candidates of Karnataka origin and who are claiming eligibility for Government seats in accordance with clause (a), (b), (c), (d) and (h) of Item - 6 of Chapter – I for the respective courses shall be eligible to claim the benefit of reservation under this sub-rule. The non-Karnataka candidates are not eligible to claim benefit of reservation.

The interse merit determined under Rule - 6 (Please see Item - 4 of Chapter - II) will remain the same for the purpose of eligibility and benefit of reservation under Item - 8 of Chapter - I. If any seat reserved in favour of candidates belonging to any of the categories referred to from (1) to (4) above is not filled up due to non-availability of eligible candidates belonging to such categories, the reservation to that extent will stand reduced and will be transferred to the General Merit category during Casual vacancy round seat selection.

CHAPTER – II

MORE ABOUT THE WRITTEN TEST

1. SYLLABUS – For MBA

MBA: The broad outline syllabus for the Post Graduate Common Entrance Test for MBA PG Courses is detailed below:

<p>1. Proficiency in English Language: (Section – A)</p> <ul style="list-style-type: none">a. Synonymsb. Antonymsc. One word Substitutiond. Idioms and phrasese. Pairs expressing relationshipsf. Grammarg. Famous Books in English Literatureh. Sentence Correction <p>2. General Knowledge : (Section - B)</p> <ul style="list-style-type: none">a. Indian Business Environmentb. Global Environmentc. Social Eventsd. Cultural Eventse. Economicsf. Managementg. Political Eventsh. Historical Eventsi. Current Affairsj. Sportsk. Awardsl. Personalities and Achievementsm. Science and Technologyn. Humanities	<p>3. Test of Reasoning and General Intelligence (Section – C)</p> <ul style="list-style-type: none">a. Puzzlesb. Diagramsc. Analogyd. Logice. Verbal Abilityf. Analytical Abilityg. Related Aspects <p>4. Quantitative Analysis (Section – D)</p> <ul style="list-style-type: none">a. Arithmeticb. Data Analysis and Interpretationc. Statisticsd. Related Quantitative Aspects
---	--

SYLLABUS – For MCA

MCA: The question papers of the Post Graduate Common Entrance Test for MCA PG Courses are detailed below: The syllabus shall comprise of the following broad areas.

1. **Mathematics.**

Algebra : Fundamental operations in Algebra, Expansion, Factorization, Simultaneous Linear / Quadratic equations, Indices, Logarithms, Arithmetic, Geometric and Harmonic progressions, Binomial Theorem, Permutations and Combinations, Surds, Determinants, Matrices and application to solution of simultaneous linear equations.

Co-Ordinate Geometry: Rectangular Cartesian co-ordinates, Equations of Line, Mid-point, Intersections etc, Equations of a Circle, Distance formulae, Pair of straight lines, Parabola, Ellipse and Hyperbola, Simple Geometric transformations such as Translation, Rotation, Scaling.

Vector: Position vector, addition and subtraction of Vectors, Scalar and Vector products.

Trigonometry: Simple identities, Trigonometric equations, Properties of Triangles, Inverse function.

Probability and Statistics: Basic concept of Probability theory, Averages, Dependent and Independent events, Frequency distributions and measures of dispersions, Skewness and Kurtosis, Random variable and Distribution functions, Mathematical Expectations, Binomial, Poisson, Normal distributions, Curve fitting and Principle of Least Squares, Correlation and Regression.

2. **Computer Awareness:**

Computer Basics : Organization of a computer, Central Processing Unit (CPU), Input / Output devices, Computer Memory, Back-up devices, Computer Languages, Operating Systems.

Data Representation: Representation of Characters, Integers and Fractions, Binary and Hexadecimal representations, Binary Arithmetic: Addition, Subtraction, Multiplication, Division, Two's complement arithmetic, Floating-point representation of numbers, Normalized Floating-point representation.

3. **Analytical Ability and Logical Reasoning:**

The question in this section will cover Logical Reasoning, Quantitative reasoning and Visuo-spatial reasoning.

4. **General Awareness:**

This section shall carry questions to test the general awareness about Business, Finance, Industry, Transportation, Scientific inventions, Governance, Healthcare and Cultural dimensions etc.

5. **General English:**

Questions on Grammar and Vocabulary.

SYLLABUS – For ME / M.Tech / M.Arch

The broad outline syllabus for the Post Graduate Common Entrance Test for M.E. / M.Tech. / M.Arch. PG Courses and previous years question paper is updated on the KEA website <http://kea.kar.nic.in>.

2. DURATION, QUESTION PAPER AND OMR ANSWER SHEETS

- ✓ The PGCET-2017 will be held in one session separately for **MBA**, conducted for 100 marks with 150 minutes duration. Each question paper will be of (Objective) Multiple Choice type. The question paper will be in four different versions. Each question will have four different options. Each question will carry ONE mark.
- ✓ The PGCET-2017 will be held in one session separately for **MCA** courses conducted for 100 marks with 150 minutes duration. Each question paper will be of (Objective) Multiple Choice type. The question paper will be in four different versions. Each question will have four different options. 60 questions in Part - A carry one mark each. 20 questions in Part - B carry two marks each. Thus there will be 80 questions and a total mark is 100.

- ✓ The PGCET-2017 will be held in two sessions separately for Type – A and Type-B of ME / M.Tech / M.Arch. courses conducted 100 marks with 150 minutes duration. Each question paper will be of (Objective) Multiple Choice type. The question paper will be in four different versions. Each question will have four different options. The different types of question paper pattern for ME / M.Tech / M.Arch courses are as follows:

Question Paper Pattern:

- A) M.Tech of Department of Post Graduate Studies and Research in Mathematics and Computer Science of Kuvempu University and Department of Studies in Computer Science, University of Mysore, is as follows:

Total Number of Questions	:	75	Multiple Choice Questions
Total Marks	:	100	
50 Questions – 1 Mark each	:	50 X 1 = 50	
25 Questions – 2 Mark each	:	25 X 2 = 50	
Total	:	100 Marks	

- B) M.E. / M.Tech / M.Arch programs of VTU / UBDTCE and UVCE

(I) Written Test will be conducted in NINE disciplines

- i) Civil Engineering
- ii) Chemical Engineering
- iii) Computer Science Engineering
- iv) Environmental Engineering
- v) Textile Engineering
- vi) Polymer Science
- vii) Architecture
- viii) Bio-Technology

Total Number of Questions	:	75	Multiple Choice Questions
Total Marks	:	100	
50 Questions – 1 Mark each	:	50 X 1 = 50	
25 Questions – 2 Mark each	:	25 X 2 = 50	
Total	:	100 Marks	

- (II) viii) Electrical Science, this includes
- a) Electrical and Electronics Engineering (E & E)
 - b) Electronics and Communication Engineering (E & C)
 - c) Telecommunication Engineering (TC)
 - d) Instrumentation Technology (IT)
 - e) Bio-Medical Engineering (BME)
 - f) Medical Electronics (ME)
 - g) Allied branches of Electrical Science (ABE)

Question paper will consist of part-A and part-B.

Part-A is common to

- h) Electrical and Electronics Engineering (E & E)
- i) Electronics and Communication Engineering (E & C)
- j) Telecommunication Engineering (TC)
- k) Instrumentation Technology (IT)
- l) Bio-Medical Engineering (BME)
- m) Medical Electronics (ME)
- n) Allied branches of Electrical Science (ABE)

Total Number of Questions : 45 Marks: 60
30 Questions Carrying 1 mark each : $30 \times 1 = 30$
15 Questions carrying 2 mark each : $15 \times 2 = 30$

Part-B is specific to candidates belonging to respective branch of specialization of engineering and consists of total number of questions: 30 Marks: 40

20 Questions carrying 1 mark each : $20 \times 1 = 20$
10 Questions carrying 2 mark each : $10 \times 2 = 20$
Marks = 40

Grand Total Part – A + Part-B = 75 Questions = 100 marks

ix) Mechanical Science, this includes

- a) Mechanical Engineering (MC)
- b) Industrial and Production Engineering (IPE)
- c) Industrial and Engineering Management (IEM)
- d) Automobile Engineering (AE)
- e) Manufacturing Science and Engineering (MSE)
- f) Allied Branches of Mechanical Science (ABM)

Question paper will consist of Part-A and Part-B.

Part-A is common to (a) M.E. (b) IPE (c) IEM (d) AE (e) MSE (f) ABM

Total number of questions : 45 Marks: 60
30 questions carrying 1 mark each : $30 \times 1 = 30$
15 questions carrying 2 mark each : $15 \times 2 = 30$
Total: 60 Marks

Part-B is specific to candidates belonging to respective branch of specialization of engineering and consists of

Total number of questions: 30 Marks: 40
20 Questions carrying 1 Mark each : $20 \times 1 = 20$
10 Questions carrying 2 mark each : $10 \times 2 = 20$
Total: 40 Marks

Grand Total: Part-A + Part-B = 75 questions Marks = 100

Books / Tables / Mechanical Charts / Programmable Electronic aids / Cell Phones are not permitted in the examination hall Possession of these items in the examination hall is considered as malpractice and disciplinary action will be taken by the concerned examination conducting authorities. (Only **Non-programmable** calculators are allowed for M.E. / M.Tech / M.Arch examination)

All questions are compulsory. In other words, there is no choice among questions. Candidate is expected to attempt all the questions, in order to obtain maximum marks.

All questions are compulsory. In other words, there is no choice among questions. Candidate is expected to attempt all the questions, in order to obtain maximum marks. THERE WILL BE NO NEGATIVE EVALUATION WITH REGARD TO WRONG ANSWERS BUT MARKS WILL NOT BE AWARDED IN RESPECT OF MULTIPLE ANSWERS. The version code of the question paper will be boldly printed on facing sheet of the question paper.

COMPULSORY: Initial TEN minutes will be given for the candidates to write / shade the particulars such as Name, PG CET Number, Version Code and Serial number of the question booklet on the OMR answer sheet in the boxes provided. The candidates who do not write / shade the correct PG CET Number and Version Code on the OMR answer sheets, the OMR answer sheets of such candidates will not be scanned and will not be assigned any rank.

The candidates will have to mark correct options on the Optical Mark Reader (OMR) answer sheet, which will be supplied at the beginning of the test.

Among the four options provided against a question, only one answer will be correct. The candidate should mark the correct answer by completely shading only one circle against a question number, using BLUE or BLACK ink ball point pen. More details about precautions to be taken while filling the particulars on OMR answer sheet is given below. The OMR answer sheet comprises of two sheets. The top sheet will be used for the purpose of marking correct answers and later scanning & evaluation and the bottom sheet will be returned to the candidates after completion of the test. The bottom sheet is coated with a special kind of chemical which acts as Carbon. When the candidate fills the circles on the top sheet, the pressure on the bottom sheet will automatically create a replica of the top sheet.

The candidates are required to COMPULSORILY AFFIX THEIR LEFT HAND THUMB IMPRESSION in the space provided on the bottom portion of the OMR answer sheet (top sheet) with the ink-pad provided by the room Invigilator, after completion of the test. However, they need not affix their thumb impression on the replica (bottom sheet) of the OMR answer sheet. Thereafter, the invigilators will detach the bottom sheet from the top sheet at the perforations and hand over the bottom sheet replica to the candidates and they are allowed to carry the same with them. The top sheet will be retained by the invigilator for returning the same to the Deputy Chief Superintendent of the examination center and in turn to KEA.

NOTE: The OMR answer sheets in respect of all the candidates who have affixed their left hand thumb impression will only be scanned and the results in respect of such candidates will be published. The OMR answer sheets in respect of candidates who have not affixed their left hand thumb impression, for any reason, will not be scanned. Also, the results in respect of such candidates will not be published.

Optical Mark Reader sheets as Answer Sheets

The need for the replica has compelled us to design OMR sheet in such a way that all the information and the answers are marked only on one side. The top portion of the sheet is meant for furnishing the particulars about the candidates such as the Name, PG CET Number, Version code and serial number of the question booklet. The bottom portion is meant for marking the answers, affixing the signature of the room Invigilator & candidates and also for affixing the Left Hand Thumb Impression of the candidate. The space meant for the subject would have been pre-marked. The square blocks in each item should be filled by the candidate in capital letters and numbers. The circles corresponding to the letters or numbers are meant to be completely shaded using blue or black ink ballpoint pen only.

Why Ball Point Pen?

Remember, we are allowing the candidates to carry home a replica or facsimile of the OMR answer sheet and the OMR answer paper comes in a set of two sheets. When you shade the top sheet, the pressure will create a dark mark on the bottom sheet on the corresponding circle. If a pen with a nib is used, the pressure on the top sheet will not be sufficient to activate the chemical on the bottom sheet. On the other hand, a ballpoint pen exerts sufficient pressure to convert the bottom sheet chemical into a dark spot. That is why we want you to use a blue / black ink ballpoint pen only.

Important precautions to be taken while writing / shading Top portion of OMR Answer Sheet

The initial TEN minutes will be given to a candidate, for writing / shading the particulars on the top portion of the OMR answer sheet, wherein the candidates are required to write their Name within the boxes, write their PG CET Number in the boxes and shade the respective circles, write the Question booklet version code in the boxes and shade the respective circle in the required manner. The candidates are also required to write the Question booklet serial number. Of the five items, entries pertaining to 'Name', 'PG CET Number' and 'Question booklet Version code' are very crucial ones. Therefore, candidates are advised to take extra precaution while writing and shading these three items accurately on the top portion of the OMR answer sheet. Important precautions to be taken while shading answers on bottom portion of OMR Answer sheet.

After the initial TEN minutes 120 minutes will be given to a candidate for shading the answers on the bottom portion of the OMR answer sheet. Against each question number, four circles will be provided corresponding to four options of the question paper. The candidates are required to shade only one circle corresponding to the correct answer.

The scanner is so sensitive to black and blue ink shades that even a slight residual ink mark or an unintended ink dot within a circle on the OMR answer sheet will be taken by it, as filled / shaded, at the time of scanning. Consequently, the candidate may lose marks. Therefore, please do not make any stray pen marks on the OMR answer sheets. As the scoring done by the scanner and the computer in tandem is final, a plea for erasing or neglecting the ink mark on a circle cannot be entertained. Therefore, candidates are advised to take extra precaution while shading the circles on the bottom portion.

THINK BEFORE YOU INK!

Once you darken a circle, there is no way to erase or to remove it. That way, your decision about a correct answer will be final. The invigilator will not permit you to use marker, white fluid or any other device to hide the shading already done and you will not be supplied with one more set of OMR sheet. If you spoil a sheet in your attempt to rub off the shading done on a circle, you may ruin your opportunities. If two circles are shaded in a row and even if one of the circles is partially rubbed off, the scanner will take it as a multiple attempt. Therefore, think twice before you shade a circle with ink. Darken only one circle for each question as shown against the CORRECT METHOD.

CORRECT METHOD OF SHADING

Qn. No.	Answers
I	① ② ● ④

WRONG METHOD OF SHADING

I	① ② ✓ ④	- Use of Tick mark.
I	① ② ✗ ④	- Use of Cross mark.
I	① ② ● ④	- Use of Dot.
I	① ② ⊖ ④	- Use of Line mark.
I	① ② ◐ ④	- Partially or half filled circle.
I	① ② ◑ ④	- Marking outside the circle.
I	● ② ● ④	- Marking more than one circle

The candidates should invariably preserve their 'PGCET 2017' OMR answer sheet replica for a minimum period of one year from the date of obtaining the admission order.

3. DETERMINATION OF MERIT AND PUBLICATION OF MERIT LISTS

(A) DETERMINATION OF MERIT:

- (i) The merit of the candidate, who appears for Post Graduate Common Entrance Test– 2017 for MBA and MCA Courses, will be determined separately for each course only on the basis of marks obtained by candidates in the Post Graduate Common Entrance Test – 2017.

Provided that where the merit of two or more candidates is the same, the interse merit shall be determined with reference to the total aggregate marks obtained in the Qualifying examination and where marks obtained are equal again, the interse merit shall be determined on the basis of the age of the candidate, wherein the elder candidate will be considered before the younger.

NOTE: If everything as specified in the sub-clause referred to above are equal, then the interse merit will be determined by draw of lots. The determination of interse merit as detailed above for selection of Government seats will be the basis for the merit list of candidates claiming benefit of reservation under Admission Rules.

(ii) In case of ME/ M.Tech / M.Arch (Full Time) Course merit will be determined for different classes of candidates as indicated below:

(a) M.E. / M.Tech / M.Arch (Full Time) course

1. GATE candidates: Merit in respect of GATE candidates shall be determined on the basis of valid GATE score.
2. SPONSORED Candidates: Merit in respect of Sponsored candidates shall be determined in the following order of preference namely.
 - i. Candidates employed in State Government Institutions / Organisations.
 - ii. Candidates employed in Public Sector / Aided Institutions.
 - iii. Candidates employed in Private Institutions / Private Sector Organisations.

No age limit is prescribed for sponsored candidates. However, while allotting seats persons below 45 years of age will be preferred. In the event of his / her quitting service from sponsoring institutions, a candidate automatically loses seats allotted under sponsored category.

3. In case of all non-GATE candidates belonging to different categories merit shall be determined on the basis of marks secured by them in the PG CET-2017.

(b) M.E. / M.Tech / M.Arch. (Part-Time) Course:

1. GATE Candidates: Merit in respect of GATE candidates shall be determined on the basis of valid GATE score.
2. Merit in respect of all other candidates, shall be determined on the basis of marks secured by them in the PG CET-2017.

Where the merit of two or more candidate is same, the inter-se merit shall be determined with reference to the aggregate marks obtained in the qualifying examination and the candidate securing higher marks will be placed above the candidate securing lower marks.

Where the merit of two or more candidates is equal after determining the merit under clause above, the interse merit shall be determined on the basis of the age of the candidate, with the elder candidate placed above the younger.

NOTE: If everything as specified in the sub-clause referred to above are equal, then the interse merit will be determined by draw of lots. The determination of interse merit as detailed above for selection of Government seats will be the basis for the merit list of candidates claiming benefit of reservation under Admission Rules.

(B) PREPARATION OF RANK LIST:

For VTU, UBDTCE and UVCE.

1. For admission to M.E. / M.Tech / M.Arch (Full Time) Course, there shall be two merit lists prepared as mentioned below:
 - a) The list of GATE candidates, arranged in the order of merit considering the valid GATE score, is called "GATE Rank List (FT)"
 - b) The list of PG CET-2017 candidates, arranged in the order of merit considering the PG CET-2017 marks is called PG CET Rank List (FT)".
2. For admission to M.Tech (Part Time) course, there shall be two merit lists prepared as mentioned below:
 - a) The list of GATE candidates, arranged in the order of merit considering the valid GATE score is called "GATE Rank List (PT)".
 - b) The list of PG CET-2017 candidates, arranged in the order of merit considering the PG CET-2017 score, is called "PG CET-Rank list (PT)".

For Kuvempu and Mysore University; Separate rank list will be prepared for these two Universities and procedure is similar as mentioned above.

(B) PUBLICATION OF MERIT LISTS:

After completion of the entrance test, the ANSWER KEY will be published on the KEA Website: <http://kea.kar.nic.in> The candidates / parents / lecturers can file their objections, if any, addressed to the "Executive Director, Karnataka Examinations Authority, Bangalore" either in person, or through e-mail, or by SPEED POST, with regard to any of the published Answer Key, along with all supporting documents / justification. Objections received from the candidates without justification shall not be considered. The objections received by KEA will be placed before an Expert Committee, whose decision will be final for determination of the right answer key. The answer key approved by the Expert Committee will be applied during evaluation for determination of merit order.

As per the merit determined by the KEA, ranks will be assigned separately ME / M. Tech / M. Arch courses as per the norms and procedure to the eligible candidates. Result sheets will be published on KEA Website <http://kea.kar.nic.in> The correct Answer Keys will also be published along with the results.

Request for re-totalling or revaluation of the OMR answer sheets will not be entertained, as the valuation and the subsequent scoring will be error free.

Result sheets will not be displayed in the KEA premises.

CHAPTER – III

1. DOCUMENTS TO BE PRODUCED DURING SEAT SELECTION PROCESS

The original documents to be produced during seat selection process have been detailed separately for ME / M.Tech / M.Arch in respect of Government seats in Item – 6 of Chapter – I below each of the Eligibility Clauses.

Government seats: Candidates who seek admission to Government seats should compulsorily produce the required documents in ORIGINAL with ONE set of attested photocopies of all the original documents and two passport size photographs for verification at the KEA at the time of registration for seat selection. After verification, only ONE set of attested photocopies of all the documents will be retained by the KEA along with one of the Original document and all other original documents will be returned to the candidates. The documents to be produced for claiming Government seats are detailed clause wise, below the respective CLAUSES in Item – 6 of Chapter – I of this brochure.

Explanation for some of the prominent documents is as follows:

SSLC Marks Card	SSLC or 10th standard or equivalent examination marks card.
2 nd PUC Marks Card	2nd PUC or 12th standard or qualifying examination marks card.
Study Certificate	Study Certificate to show that the candidate has studied in Karnataka for a minimum period of SEVEN years from 1st standard to 12th standard or qualifying examination issued by Head of the institution. Further, School study certificates should be countersigned by the concerned Block Educational Officer (BEO)/Deputy Director of Public Instructions (DDPI) COMPULSORILY in the proforma prescribed at Page ____ . PLEASE CONTACT CONCERNED SCHOOL FOR BEO / DDPI OFFICE ADDRESS. (The counter signature for 1st and 2nd PU / Degree study certificate is not required)
Qualifying Exam Marks Card	Degree Marks Card of all the Years / Semester applicable to PG Course which you have applied.
Degree Certificate / Provisional Degree Certificate/ Course completion certificate.	Certificate issued by the Competent Authority for having passed Qualifying Examination in all the subjects for all the Years.

Caste / Caste Income Certificate	Candidates seeking reservation benefit should produce a Caste Certificate in Form 'D' in case of Scheduled Castes and Scheduled Tribes; in Form 'E' in case of Category -1; a Caste Income Certificate in Form 'F' for Other Backward Classes such as 2A, 2B, 3A and 3B, issued by the concerned Jurisdictional Tahasildar, in accordance with the Government order No. Sa Ka E 225 BCA 2000
----------------------------------	--

	<p>dated 30th March 2002 and No. Sa Ka E 104 BCA 2011 dated 06-02-2012 as amended from time to time.</p> <p>The candidates belonging to SC, ST and Category –1 of the Other backward classes should also produce a separate Income Certificate to claim Tuition Fee Exemption from concerned department / Government of India scholarship as per the prescribed format.</p>
<p>Article 371 (j) Hyderabad-Karnataka Region</p>	<p>Candidates claiming Hyderabad-Karnataka Region Reservation (Article 371 (j)) must submit the certificate in Annexure – A (eligibility certificate – rule 3(3)) issued by the concerned Assistant Commissioner during document verification.</p>

The school study certificates of the candidates should be got countersigned invariably by the BEO / DDPI along with full Address, Seal & Telephone Number of the concerned office.

- NOTE:**
1. Where the eligibility of the candidate is based on the study of the parent, relevant documents to establish the relationship of candidate with the parent has to be produced.
 2. The contents of the documents submitted by the candidates should be either in Kannada or English languages only. If the documents are in any other language, the same should be got translated to Kannada or English language through the concerned authorities with signature and seal and should be produced during seat selection. Otherwise the KEA reserves the right to reject the same.

THE FOLLOWING ATTESTED PHOTOCOPIES OF DOCUMENTS SHOULD BE SUBMITTED DURING DOCUMENT VERIFICATION PROCESS.

- Final print out of the 2017 Online Application Form.
- Original Copy of the Chalan for having paid the fees.
- 'PGCET 2017' Admission Ticket
- SSLC / 10th Standard / Equivalent Examination Marks Card
- 2nd PUC / 12th Standard/ Equivalent Examination Marks Card
- Degree Marks Card of all the Years / Semesters.
- Degree Certificate / Provisional Degree Certificate / Course completion certificate.
- Study Certificate (Only for Karnataka Candidates)
- TWO recent passport size photographs.

The following documents should be produced, ONLY if applicable:

- Minimum 3 years work Experience Certificate (for Part time candidates) (work experience certificate should include name of the organisation, date of joining, designation, working period, no objection condition etc.,) As per the format.
- Sponsorship Certificate (For Full Time Program – as per the format)
- GATE Score Card. (Result Sheet)
- Caste Certificate / Caste Income Certificate / Income Certificate obtained from the concerned Tahasildar, for the candidates claiming Reservation benefits. (Caste and Income Certificate in Form 'D' in case of Scheduled Castes and Scheduled Tribes and in Form 'E' in case of Category-I and a Caste Income Certificate in Form 'F' for other backward classes like 2A, 2B, 3A and 3B, issued by the jurisdictional Tahasildar) (Only for Karnataka Candidates)
- Parent's study certificate / Parent's Hometown certificate / (Parent's Domicile certificate / Parent's Employment certificate / Parent's Cumulative Record / Parent's Marks Card, etc.,) for the candidates claiming eligibility for Government seats based on the (domicile) / study / (employment) of the parent.
- Candidates claiming Hyderabad-Karnataka Region Reservation (Article 371 (j)) must submit the certificate in Annexure – A (eligibility certificate – rule 3(3)) issued by the concerned Assistant Commissioner during document verification.

2. **ADMISSION FEE**

The admission fee for M.E. / M.Tech / M.Arch courses for the year 2017-18 will be notified later on the KEA website.

3. **GOVERNMENT SEATS (SEAT MATRIX)**

The KEA will receive the seat matrix from the Government before the commencement of First round seat allotment. Hence, an accurate number of seats to be offered for allotment as Government seats, college wise, category wise and course wise, cannot be made known at this stage. The seat matrix (Government seats) in respect of M.E. / M.Tech / M.Arch / courses, as notified by the Government will be published on the notice boards of the KEA and also on the KEA website <http://kea.kar.nic.in> before the commencement of seat selection. For the benefit of candidates, full postal address and telephone / fax numbers of Professional colleges and the total number of Government share of seats offered in these colleges for the academic year 2016-17 are given in **APPENDIX** and no inference shall be drawn either for number of seats or to the college for the academic year 2017-18. The allotment of seats will be done as per the Seat Matrix published by the Government of Karnataka.

STAGES OF VERIFICATION OF DOCUMENTS AND PROCESS OF ALLOTMENT OF SEATS

The verification of documents and allotment of seats includes the following stages.

SL. NO.	PARTICULARS
1	Registration of a Candidate, Interactive Session for options entry and assignment of User ID and Password.
2	Verification of Documents
3	Verification Schedule.
4	Entry of Options by Candidates.
5	Detailed Instructions and guidelines about online allotment of seats.
6	Illustration for Allotment of Seat.
7	Process of Allotment of Seat.
8	Post Seat Allotment Procedure – Choice Before a Candidate.
9	Remittance of fees, downloading of admission orders, Admission / Reporting to the college, Reporting college joining details to KEA through online.
10	Note to candidates who have paid excess fee.
11	A note on refund and forfeiture of fee / Cancellation of a seat

(1) REGISTRATION OF A CANDIDATE

Every candidate who is assigned rank in PGCET-2017 will have to report to the nearest Helpline Centres / or the most convenient Helpline Centres as per the schedule hosted on the KEA Website for Registration of Candidate and Verification of Documents. There are 15 notified Helpline Centres, details will be hosted on the KEA Website. The candidates are required to register their CET number in the computer system.

In this process candidates will be briefed about the procedure to be followed by the candidate in exercising options, allotment of seats, payment of fees and reporting to the college. This will be like a training class to the candidates to familiarize themselves on entry of options and procedure to be followed for such entry of options till their admissions to the college.

(2) VERIFICATION OF DOCUMENTS:

The candidates who have been assigned ranks in PGCET-2017 Examination will have to get their original documents verified in the assigned Helpline Centre to be eligible for Option Entry for choice of allotment of Professional Course seat.

Verification of documents will be done as per the schedule. The candidate should confirm the rank ranges, date and time of verification before coming to the Helpline Center. No individual intimation will be sent to the eligible rank holders regarding the date and time of verification process. The original documents to be produced during verification have been detailed separately in respect of Government seats in e-brochure-1 hosted on the KEA Website. Candidates who seek admission to Government seats should compulsorily produce the required documents in ORIGINAL with ONE set of attested photocopies of all the **original documents and two passport size photographs.**

After Registration, the candidates will proceed to the Verification Counter where the entries of original documents are verified against the computer data that would have been furnished by them in their application forms. **After verification, the original documents will be returned to the candidate and KEA will retain one set of the attested photocopies of all the documents.** Before leaving the verification counter, an acknowledgment card and a verification slip will be issued to the candidates.

Before coming to Helpline Centres, all eligible rank holders should make sure that they have the required original documents with one set of attested photocopies of all the documents with them.

Verification of documents will be done at once for all the disciplines to which the candidate is eligible. Once the documents are verified, simultaneously candidate's eligibility in other discipline will also be verified on the same day. Hence, the candidates need not attend for verification of documents separately to all the disciplines to which he / she is eligible.

*Verification slip will be issued to all the eligible candidates by mentioning the details of the candidates, documents verified, caste category and merit / rank to which discipline he / she is eligible etc. will also be printed on the slip. **The candidate before leaving the verification counter has to verify all the details printed on the verification slip and changes if any according to the documents he / she submitted, should be brought to the notice of the verification officer immediately.***

The candidate should compulsorily bring all necessary original documents in support of their claim when they come for verification without fail. If any candidate fails to produce any of the documents / certificates / marks card on the day of verification, such candidate's documents will not be verified and they will not complete their registration process and subsequently will not be considered for eligibility to exercise their options.

NOTE: No changes / claims will be accepted once the documents are verified and verification slip is issued to the candidate for any reason. *The candidates are informed to verify the entries printed on the verification slip and the acknowledgement card before leaving the verification counter.* If there is any mistake / error report to Verification Officer for correction. The candidate who becomes eligible after verification will only be considered for entry of options and for allotment of seats. All the details printed on the verification slip will be considered for allotment of seats. Eligibility of candidate for consideration of seat allotment totally depends on the production of all supporting documents at the time of verification which inter leads to correctness of data of candidates. Therefore, the candidate is also jointly responsible for ensuring the correctness of the data. No request for alteration of data will be considered under any circumstances at any point of time.

(3) VERIFICATION SCHEDULE – (WILL BE HOSTED ON THE KEA WEBSITE)

NOTE

- ✓ Verification of documents will be done for all the disciplines once only to which the candidate is eligible.
- ✓ The original documents to be produced during verification have been detailed in the e-Brochure and all other documents as per their eligibility.
- ✓ Candidates who seek admission to Government seats should compulsorily produce all the required documents in ORIGINAL with ONE set of Gazetted Officer attested photocopies of all the original documents and two passport size photographs when they come for document verification at the Helpline Centre.
- ✓ The candidates who become eligible after verification only be considered for entry of options.
- ✓ Candidates have to be personally present in the Helpline Centre as per the below schedule for document verification and no one can represent them.
- ✓ KEA will publish the details of eligible candidates on the website <http://kea.kar.nic.in> at the end of every day after verification.

HELPLINE CENTERS				
BANGALORE	BIJAPUR	GULBARGA	MANGALORE	SHIMOGA
BELGAUM	DAVANGERE	HASSAN	MYSORE	TUMKUR
BELLARY	DHARWAD	KARWAR	RAICHUR	BIDAR

SECRET KEY: The candidate who becomes eligible after verification of documents will be given high security secret key, the candidate has to use this secret key to register and create a password as per his/her choice for login at online option entry portal. For any reason secret key and Password should not be made known or revealed to others as it might enable modification / tampering options. The Candidate will solely be responsible for maintaining secrecy of the Password and secret key. KEA will not take any responsibility in this regard. Password is important and shall be held confidentially. It is as important as the PIN of ATM card. Password is essential for candidate's login, entry of options, change of options, saving and deletion of options and for printing of allotment details.

Interaction Session: At the waiting hall before the commencement of registration, an Interaction Session will be conducted at all Helpline Centres. In the Interaction session candidate will be briefed with regard to entry of options, procedure involved in allotment of seats, payment of fee etc.

(4) ENTRY OF OPTIONS BY CANDIDATES.-

- (i) Entry of options by the candidates will begin only after the receipt of seat matrix from the Government. The details of the College wise, Course wise and Category wise seats available for allotment will be published on the KEA website <http://kea.kar.nic.in> which can be downloaded and printed.
- (ii) The candidate who becomes eligible after verification will only be considered for entry of options. The candidate may enter the course / college of his choice from among the seats available which is displayed at the time of entry of options i.e., college wise, category wise and course wise, discipline wise. **The candidate will be allowed to enter all the options in the discipline to which he/she is eligible.**
- (iii) Candidate shall enter the options for all the discipline at once. If the candidate is eligible for multiple disciplines i.e., both for MBA and MCA or MBA and M.E. / M.Tech or M.Tech and MCA, options can be exercised for all the discipline in the same entry form. Upon entry of preliminary information by the candidate on the internet at the specified URL, the option entry form will be displayed. (Candidate has to enter his secret key and valid Password.) The candidate has to first select the Discipline in the option entry form. Upon selection of a discipline, the entry form display the list of colleges in case of MBA, 2nd year Lateral Entry MCA and first year MCA courses. In case of M.E. / M.Tech / M.Arch discipline the entry form display the list of colleges with their courses. The candidate has to enter the priority number in front of the displayed college / course to which they are eligible and interested.
- (iv) That means, first option may be M.E. / M.Tech, second option may also be M.E. / M.Tech, third option may be MCA, fourth one may be again M.E. / M.Tech, fifth option can be MCA Lateral Entry and the sixth may be MCA First Year etc and so on.

IMPORTANT: Please note that for admission to 2nd year MCA Lateral Entry, eligible candidates have to enter their priority of options by selecting the MCA Lateral Entry discipline in the option entry portal. For admission to 1st year MCA course, eligible candidates have to enter their priority of options by selecting the MCA first year discipline. If the candidate is eligible for both the disciplines i.e., for Lateral Entry MCA and First year MCA, can exercise their priority of options for both or for either of the one discipline.

(v) There is no limit for entry of options. A Candidate can enter any number of options as he / she wishes to exercise on his / her own priority. Candidates are advised to enter more number of options to avoid the disappointment of not securing a seat. Any candidate has to enter the option in the priority as he / she desires. Candidates are advised to do thorough home assignment regarding the choices which they want to exercise, the college which they prefer, the course which they are interested to join etc. It is better to write the order of options on a sheet of white paper and discuss the same with your parents / guardians / mentors etc before actually entering same in the system. Your interest in the discipline, college infrastructure, course, distance from your place, availability of hostel etc may be some of the issues to guide your choices of options and advice of your parents. As it will save your time and minimize your chance of making mistake in option entry on the online option entry form. **A candidate can enter any number of options through Online (Internet) of his choice of College / Colleges and courses in the order of the choice he / she desires to enter either in the Helpline Centres or on his / her own arrangement. Entry of options invited as per the schedule notified by KEA on the website <http://kea.kar.nic.in>** The allotment will not proceed to the next rank candidate till the list of your options is completely searched for availability of a seat. The candidate may change the options as many times as he / she desires before the last date and time notified for entry of options. After entry of options candidate has to select the button submit and logout.

(vi) Options recorded in the server on the last day and time of the notified schedule in each round will be frozen and only the frozen options will be considered for allotment of seats. The candidates are advised to take a print out of the option entered by them in each round after the last date and time for entry of options is over.

(vii) Please enter URL or Website address <http://kea.kar.nic.in> or as indicated in the notification. Upon entry of URL you will find link like **“PGCET-2017 – OPTION ENTRY”** and select the links regarding the information on many items.

NOTE: Candidates are advised not to start entering the options directly on the online option form on the internet without preparatory work at home on choice of options, as it leads to commission of mistakes / wrong entries / wrong order of preferences.

(viii) Preparatory work at home: Allotment of seats depends entirely on the priority of options given by the candidates as per the merit / rank. Hence it is of utmost importance to familiarize oneself with the operation of the computer, the locking of seats so that the correct choice and options are entered. Practice of entering of options has to be undertaken as even an expert in computers would require a minimum of one hour for entry of about 500 options. Familiarity with the computer, prior knowledge of the college, course is essential to fill up options. Even a small mistake in entering the options may deprive a valuable seat in the desired college / course even though he / she is eligible for that seat as per his / her rank. Therefore, KEA suggests that the student should familiarize themselves in entering the options in the online option entry form. A home work of about an hour everyday is necessary for the students to familiarize themselves with the allotment. The following steps may be taken by the candidates before entering their options in the online option entry form.

- The candidate should note the name of the college, the course offered in a separate sheet of paper.
- The cut off rank for that particular college and course may be seen so that the candidate will get an idea about where he / she stands vis-à-vis his ranking.
- Preparatory work should be commenced only after asserting their merit / rank order.
- The priority of options among the colleges selected should be noted down.
- A mock allotment on real time data given by the candidates will also be done before the actual commencement of the First Round, so that the candidate can know the college and course allotted as per his options. The candidate can also change his options after seeing the mock allotment. This will help him to find out his standing as per his merit and as per options. The mock test is only to help the candidates familiarize and show them the course and college allotted to them and it should be in no way presumed that the same seat and college will be allotted to them in the actual allotment of seats. Because, the candidates have the option of changing the priority of the options entered by them after the mock allotment.
- The verification slip issued to the candidates indicates the category which he / she belongs, rank number for each discipline to which he / she eligible, special category if any etc. It will help in choosing the college or course or place of the college.
- It is better to write the order of options on a white paper and discuss the same with your parents / guardians / mentors etc before actually entering in the system.

- (ix) **CUT OFF RANK:** The cutoff ranks for 2016-17 and for earlier years for all discipline college wise, course wise and category wise is hosted on the KEA website <http://kea.kar.nic.in>. The cut off rank shows the name of the college, course, category and the last rank in the particular college for a particular course during 2016-17. **The cutoff rank is only for the information of the students and no inference shall be drawn on the availability of seats college wise and course wise for the year 2017-18. KEA does not take any responsibility whatsoever in this regard.** The cutoff ranks give a fair idea about the last rank under each category admitted to a particular college / course during the previous year. Do not exercise your options based on cut-off ranks. The options should be exercised purely based on the candidate interest for college/course because cut-off ranks will not be same every year. And the candidate should make sure that he/she has not missed out any college/course he/she wishes to take admission and the same is ordered according to the priority.
- (x) The entire process of allotment is controlled by sophisticated software and high end computers which examine minutely the options given by the candidates for allotment of the best possible seat to the candidate as per the rank and options given. Therefore, it is very important that the candidate should be very clear about the choice of the course, discipline which he is interested in. **For example if a candidate is interested only in MBA seats then he / she can enter the priority of options in all the colleges or only for interested colleges for allotment of MBA seats only.** Similarly if a candidate is interested only in 2nd year MCA Lateral Entry he / she can enter priority of options in all the colleges or only for interested colleges for allotment of 2nd year MCA Lateral Entry MCA seats. Likewise if a candidate is interested only in first year MCA course he / she can enter the priority of options to all the colleges or for interested colleges.
- (xi) Similarly a candidate may be interested only in M.E. / M.Tech / M.Arch and there are about 200 Colleges and a candidate is interested only in Digital Electronics course, then he / she can give his / her preference for Digital Electronics course only in all the colleges or for interested colleges. The computer will pick up the best options available as per merit and order of options. In other words the candidate is free to give as many options in as many courses in as many colleges as he deems fit. The more number of options the better it is for the candidate to secure a seat of his choice.
- (xii) If a candidate is eligible for two or more disciplines i.e., M.E. / M.Tech and MBA and his / her first desire is the M.E. M.Tech Stream then in such case he / she has to give as much options as possible for M.E. M.Tech Stream. The order of preference for M.E.

M.Tech Stream should be more than other disciplines. The computer in such case will find the best options as per the rank and allot a seat to the candidate if seats are available. OR

- (xiii) If a candidate is interested only in MBA he may skip the option of giving choice for M.E. M.Tech Stream and concentrate only on MBA.
- (xiv) The candidates are advised to gather information about the colleges, the courses offered, infrastructure available, teaching faculty, laboratory facilities, hostel facilities and any other information which would help him / her in narrowing his options. The distance from his / her house, the mode of transport, the hostel facilities and the environment etc are also prime factors in deciding priority of options.

(5) DETAILED INSTRUCTIONS AND GUIDELINES ABOUT ONLINE ALLOTMENT OF SEATS:

Non Interactive Online Seat Allotment

1. Karnataka Examinations Authority is conducting online seat allotment by obtaining the options from CET Rank holders for admission to MBA / MCA/ M.E. / M.Tech / M.Arch courses. **Seats will be allotted based on the merit and priority of options entered by the candidates based on the seat matrix issued by the Government.**
 - For the online seat allotment process, NIC, Karnataka along with KEA has worked out a simple user friendly software to make your experience of choosing a professional college and course as simple and convenient as possible. This is your user manual which helps you to navigate through the entire process of accessing the seat allotment, keying in your options in order of priority, securing an allotment of seat, and finally joining the college of your choice. We advise you to read this thoroughly. As always we are there with you, and you can communicate with us on email: keauthority-ka@nic.in, Website: <http://kea.kar.nic.in>
 - Candidates are required to make the right choices thereby ensuring that the seat allotment process is completed successfully. KEA will bring out important and relevant information from time to time for smooth implementation of online counseling.

- All such information that is periodically updated would be available on KEA website <http://kea.kar.nic.in>.

- *Karnataka Examinations Authority will not be responsible for any consequences arriving due to parents / candidates not reading the Instructions carefully and not fulfilling their role and responsibility as indicated here in, and following the schedule issued through Press Notifications, Website Notifications and Helpline Centres from time to time.*

2. Essentials that a candidate must have when you leave the Helpline Centre after successful verification of your documents are-

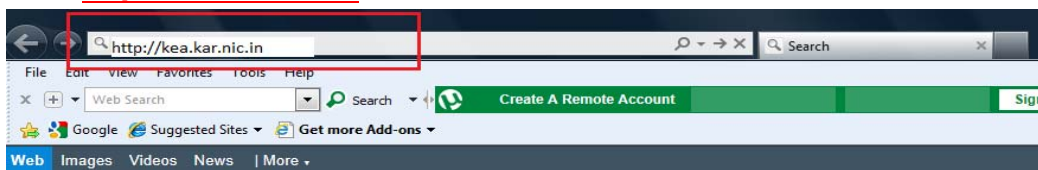
- (a) **Verification Slip**
- (b) **Unique Keyword**

(a) **Verification Slip:** A Verification Slip will be given to all the candidates on successful verification of the documents. Candidates are requested to verify all the details printed on it and if any wrong entries are made therein bring it to the notice of the Chief Nodal Officer of your Helpline Centre immediately.

(b) **Unique Keyword:** Unique Keyword consisting of eight alphanumeric characters will be printed on the Verification Slip. This KEYWORD is UNIQUE to every candidate. You are required to keep it confidential and this is to be used for your access to the Option Entry Login on the KEA website.

HOW TO ENTER THE KEA WEBSITE?

- Open any browser (use Chrome, Internet Explorer, Firefox for better view) and enter <http://kea.kar.nic.in> in the address bar and then hit Enter.



After successful entry of the website address candidates have to select the link titled as **“PGCET-2017 – OPTION ENTRY”** which will take you to next screen.

How to Login for the First Time?

Every Candidate has to enter his / her PG CET Number, PG CET Application Number along with the unique keyword which was printed on the verification slip issued to him / her after verification.

Step 1:

- Open any browser (use Chrome, Internet Explorer, Firefox for better view) and enter the website name as <http://kea.kar.nic.in> in the address bar. Hit Enter Button in the key board.

Step 2:

- Enter the PG CET Admission Ticket Number in the text box of the home page.
- Click Submit button

Step 3:

- Enter Application Number which is on the application form.
- Enter Secret Unique Keyword Provided after completion of verification of documents.
- Enter New Password (should consist of at least one alphabet and one number and should be of at least eight characters) (This is your secret Password, do not let others know to prevent misuse)
- Confirm New Password (should same as your New Password)
- Enter your Mobile Number (should be a valid mobile number in India, this is the number to which SMS alerts will be sent by KEA ,so it is very important that you enter the number carefully. Just as you have done in the Application Form that you filled in the Verification Centre)
- Enter your E-Mail Id (should be a valid e-mail id and this is the e-mail id to which log in and log out details will be sent ,so it is important that you enter carefully and check the details)
- Select Secret Hint question from the List
- Type hint answer for the secret question

Step 4:

USER ID and Password will be created for future access. Please remember the same and keep it confidential. KEA will not be responsible for consequences arising from misuse of Password and confidential Log-in-Id.

CAP- Centralised Allotment Process - Internet Explorer provided by HCL Infosystems Limited

http://localhost:8000/diploma_kea/main/index.php

File Edit View Favorites Tools Help

★ Favorites CAP- Centralised Allotment Process

CAP NIC
Centralised Seat Allotment Process
for Professional Degree Courses

ADMISSION TO MBA / MCA / M.E. / M.TECH / M.ARCH COURSES

CENTRALISED ALLOTMENT PROCESS 2012: OPTION ENTRY

ONLINE OPTION ENTRY FOR ADMISSION TO MBA / MCA / M.E. / M.TECH / M.ARCH COURSES

CET Number

Internet Explorer 8 or above/Mozilla Firefox 10 or above/Google Chrome recommended

Please enter your to Login. **(You need to Login for rearranging/deleting/registering Options)**

This site is best viewed in 1024 X 768 or higher screen resolution.

HELPLINE NUMBERS: 080-23461575, 23462599, 23462758, 23568201, 23568202 (8:30am-7:30pm)

Brought to you by
Karnataka Examinations Authority, Tel :080-23461575, 23462758, 23462599,23564583
Official website: <http://www.kea.kar.nic.in>
Software Design, Development and Hosting Services by
National Informatics Centre (Karnataka)
Network & State Data Centre Services by e-Governance, Govt. of Karnataka

KEA **NIC NATIONAL INFORMATICS CENTRE**

Done Local intranet | Protected Mode: Off 100%

CAP- Centralised Allotment Process - Internet Explorer provided by HCL Infosystems Limited

http://localhost:8000/diploma_kea/main/index.php?rollno=Z0001

File Edit View Favorites Tools Help

★ Favorites CAP- Centralised Allot... localhost:8000 / localhost ...

X Find: passw Previous Next Options

CAP NIC
Centralised Seat Allotment Process
for Professional Degree Courses

ADMISSION TO MBA / MCA / M.E. / M.Tech / M.Arch / Courses - PG CET

CENTRALISED ALLOTMENT PROCESS 2012: OPTION ENTRY

ONLINE OPTION ENTRY FOR MBA / MCA / M.E./M.TECH COURSES

CET Number

Application Number

Secret Key Code Where can I find my CET Application number? From [Resultsheet](#) or [Hallicket](#)

NewPassword Where can I find Secret Keycode?

ConfirmPassword Password should be alphabets & numbers with minimum of 8 characters. Don't forget your password. Please retype the New password again.

Mobile Number +91 For SMS Service (Please provide a valid mobile number). 10 digits only, Dont prefix '0(Zero)'.

E-Mail id For getting Login email alerts.

Secret Hint Question

Answer for Secret Question Please remember secret question and answer for recovery of forgotten password.

Internet Explorer 8 or above/ Mozilla Firefox 10 or above/Google Chrome recommended

Please enter your Application number, Secret Key No and Password to Login **(You need to Login for rearranging/deleting/registering Options)**

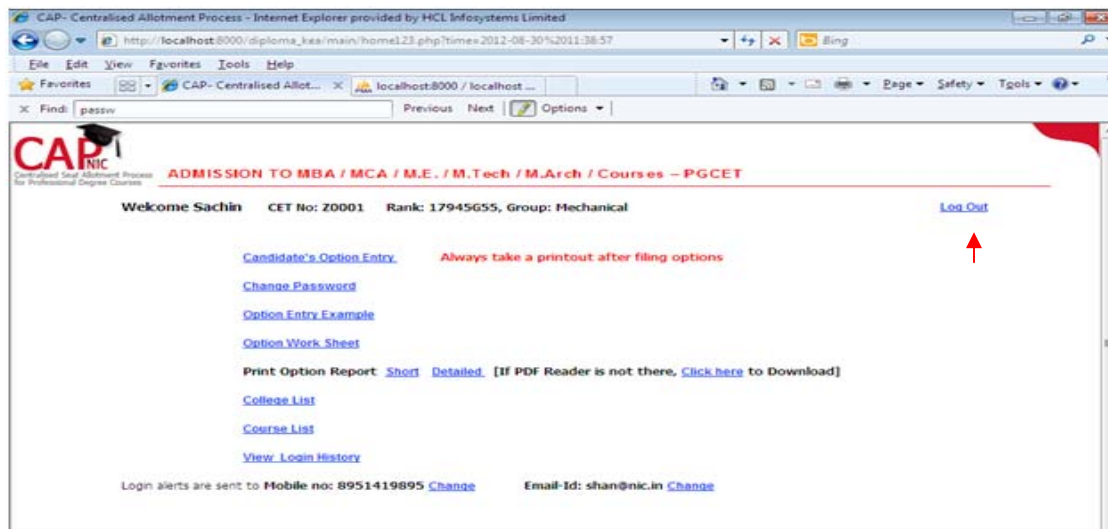
This site is best viewed in 1024 X 768 or higher screen resolution.

Step 5:

- Click “**Login**” Button.
- Candidates should verify their basic information such as name, category, rank, etc.
- You will enter your Homepage on the Option Entry website.
- Check your details appearing on this page-you will see your name, PG CET Rank, your Rank discipline wise.

How to Logout?

Each time you log in remember you have accessed your homepage. Take care to see that you logout completely by clicking on the log out button. The candidate must logout after completing the session for option filling at any time and should not close the window as such.



How to change Password?

Correctly, check all the basic details which you have entered earlier. After ascertaining the correctness of the entry the system will allow the candidate to enter the new password. **Please remember this password for continuation of the process of registration, option filling and option saving. This password or changed password will be required till completion of Online Allotment Process. You can change your password any number of times.**

Change Password option is used to change password of the candidate login. You can change your Password for secured login.

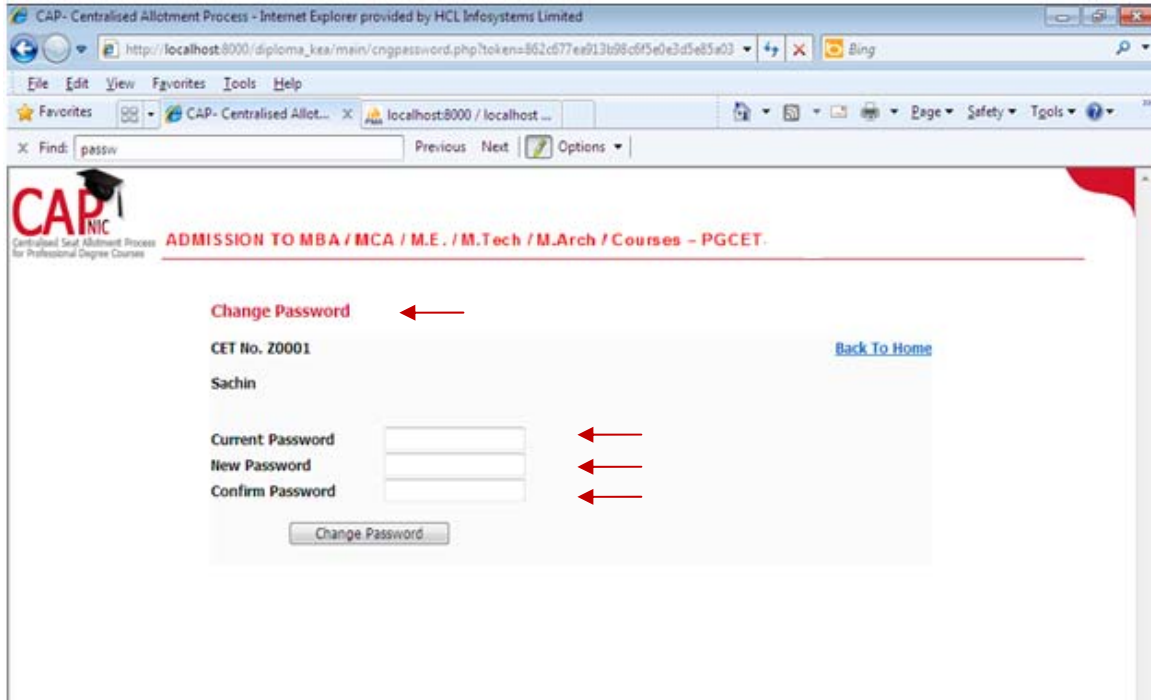
Step 1:

- Go to Home Page.
- Click the link “**Change Password.**”

Step 2:

Enter Current Password
Enter New Password

Re-enter New Password and click the button Change Password. You have successfully changed your password.



The screenshot shows a web browser window with the URL http://localhost:8000/diploma_kea/main/cngpassword.php?token=862c677ea913b98c6f5e0e3d5e85a03. The page title is "CAP- Centralised Allotment Process - Internet Explorer provided by HCL Infosystems Limited". The page content includes the CAP- logo, the text "Centralised Seat Allotment Process for Professional Degree Courses", and the heading "ADMISSION TO MBA / MCA / M.E. / M.Tech / M.Arch / Courses - PG CET". The main form is titled "Change Password" and contains the following fields and buttons:

- CET No. Z0001
- Sachin
- Current Password
- New Password
- Confirm Password
- Change Password button
- Back To Home link

Red arrows point to the "Change Password" heading, the "Current Password" field, the "New Password" field, and the "Confirm Password" field.

Your password needs to be carefully and confidentially retained by you. KEA will not be responsible for any consequences arising due to forgotten password / misuse of your password.

Preparatory Home Work before Option Entry:

As we have been telling you there is preparatory homework to be done very specifically before you are set to key in your Options. Your guiding factors are-

- i) Your Rank
- ii) Your choice of stream
- iii) Seat Matrix issued this year by the Government which will be available on our Website and Helpline Centres as soon as it is issued by the Government.
- iv) Whether you come under any Category?

- iv) Choice of college-its faculty, results of the previous years, infrastructure, placements, and availability of good hostel facility-please also visit the AICTE Website for details on colleges.
- v) Read through this Instruction Manual and User Handbook carefully as also the criteria followed by the computer on allotment of seats.

The Option Work Sheet is there; you can take a print out of the same and start writing your options. Discuss with your parents, family, and friends. Finalise your Options, write it down. Now you are set for entry of your Options.

KEA is very keen that every candidate should fulfill her or his merit / rank and true potential and that can happen only if you spend some time writing out your options.

OPTION WORK SHEET

By Clicking on the hyper link "**Option Work Sheet**," a new window will be loaded. The Window will load the "Option Work Sheet" which can be taken print out by a click on the link "**Click here to Print Report**".

The hard copy of "**Option Work Sheet**" will be useful to work out with optional entry of courses in various colleges under various course streams depending on the candidate rank over the course stream.

Step 1: Go to Home Page.

Step 2: Click the link "**Option Work Sheet**"

Step 3: A Pop up window will be loaded **Step 4:** Click the link "**Click here to Print Report**" to take the print out of "**Option Work Sheet**".

Detailed Option Work Sheet

By Clicking on the hyper link "**Detailed Option Work Sheet**", a new window will be loaded. The Window will load with "**Detailed option work sheet**" which can be take printout by a click on the link "Click here to Print Report".

The hard copy of "**Detailed Option Work Sheet**" will have the details of Group, Type, College, Option Number, Course Description, and College Description, so that a candidate will have clear overview of college details. This report will be useful to work out the option entry of courses in various colleges under various course streams based on the candidate's rank.

Step 1: Go to Home Page.

Step 2: Click the link "**Detailed Option Work Sheet**"

Step 3: A Pop up window will be loaded

Step 4: Click the link "**Click here to Print Report**" to take the print out of "**Detailed Option Work Sheet**".

Option WorkSheet - Internet Explorer provided by HCL Infosystems Limited

ADMISSION TO MBA / MCA / M.E. / M.Tech / M.Arch / Courses – PG CET.

DETAILED OPTION WORKSHEET

This WORKSHEET can be used for the preparation of Option List for Option Entry. Do not send to KEA. [Click Here To Print Report](#)

CET No: 20001 Name: Sachin

Type	College	Option No	Course Description	College Description
G	E001ME	[]	Mechanical	University Visvesvariah College of Engineering,K.R.CIRCLE,Bangalore
G	E061P	[]	Ind.Prodn.	University B.D.T. college of Engineering, ,Davangere
G	E061ME	[]	Mechanical	University B.D.T. college of Engineering, ,Davangere
G	E154ME	[]	Mechanical	Government Engineering College, ,Chamarajanagara
G	E155ME	[]	Mechanical	Government Engineering College,Opp. Dairy Circle,B.M. Road,Hassan
G	E156ME	[]	Mechanical	Government Engineering College, ,K.R Pet, Mandya DT.
G	E157ME	[]	Mechanical	Government Engineering College,Mannugudi, B.M Road, ,Ramanagara
G	E161ME	[]	Mechanical	Government Engineering College,Dist. Kodagu,Kushalnagar
G	E162ME	[]	Mechanical	Government Engineering College,Behind DETI Office,Yaramarus,Raidur
G	E163ME	[]	Mechanical	Government Engineering College, 1st Main, B Block, Vidyanager East,Haveri
G	E164ME	[]	Mechanical	Government Engineering College, ,Huvina Hadagali, Bellary Dist.
G	E194ME	[]	Mechanical	Government Engineering College, 1st Floor, Govt. Polytechnic Campus,Karwar
A	E0031M	[]	Ind. Engg. Mgnt.	B M S College of Engineering,P.B No 1908, Bull Temple Road,,Basavanagudi,Bangalore
A	E003ME	[]	Mechanical	B M S College of Engineering,P.B No 1908, Bull Temple Road,,Basavanagudi,Bangalore
A	E0041M	[]	Ind. Engg. Mgnt.	Dr. Ambedkar Institute Of Technology,Near University Campus,Malathalli,Bangalore
A	E004ME	[]	Mechanical	Dr. Ambedkar Institute Of Technology,Near University Campus,Malathalli,Bangalore
A	E021P	[]	Ind.Prodn.	Sri Jayachamarajendra College of Engineering, ,Manasa Gangotri,Mysore
A	E021ME	[]	Mechanical	Sri Jayachamarajendra College of Engineering, ,Manasa Gangotri,Mysore
A	E022P	[]	Ind.Prodn.	The National Institute of Engineering,Manandavadi Road, ,Mysore
A	E022ME	[]	Mechanical	The National Institute of Engineering,Manandavadi Road, ,Mysore
A	E023AU	[]	Automobile	P E S College of Engineering, ,Mandya
A	E023P	[]	Ind.Prodn.	P E S College of Engineering, ,Mandya
A	E023ME	[]	Mechanical	P E S College of Engineering, ,Mandya
A	E024AU	[]	Automobile	Mainad College of Engineering,P.B. No.21,Salagame Road,Hassan
A	E024P	[]	Ind.Prodn.	Mainad College of Engineering,P.B. No.21,Salagame Road,Hassan
A	E024ME	[]	Mechanical	Mainad College of Engineering,P.B. No.21,Salagame Road,Hassan
A	E030AU	[]	Automobile	B V B College of Engineering and Technology, Vidyanager, ,Hubli
A	E030P	[]	Ind.Prodn.	B V B College of Engineering and Technology, Vidyanager, ,Hubli
A	E030ME	[]	Mechanical	B V B College of Engineering and Technology, Vidyanager, ,Hubli
A	E030RO	[]	Auto. And Robot.	B V B College of Engineering and Technology, Vidyanager, ,Hubli
A	E031AU	[]	Automobile	Basaveshwara Engineering College ,P.B. No.53,Vidyagiri,Bagalkot
A	E031P	[]	Ind.Prodn.	Basaveshwara Engineering College ,P.B. No.53,Vidyagiri,Bagalkot
A	E031ME	[]	Mechanical	Basaveshwara Engineering College ,P.B. No.53,Vidyagiri,Bagalkot
A	E041AU	[]	Automobile	P D A College of Engineering,,Gulbarga
A	E041P	[]	Ind.Prodn.	P D A College of Engineering,,Gulbarga
A	E041ME	[]	Mechanical	P D A College of Engineering,,Gulbarga
B	E0051M	[]	Ind. Engg. Mgnt.	R. V. College of Engineering,RV Vidyaneketan Post,Mysore Road,Bangalore
B	E005ME	[]	Mechanical	R. V. College of Engineering,RV Vidyaneketan Post,Mysore Road,Bangalore

Type = G-Government, A-Private Aided, B-Private UnAided, C-Deemed University, M-Minority (LR)

IT Services: National Informatics Centre (NIC) Page : 1

When Can a Candidate Key in their Preferred Options?

The date and time for beginning Option Entry will be hosted on the KEA Website. Candidates are required to pay attention to the same and should key in their Options before time and last date for option entry. KEA will not be responsible if any candidate claims ignorance of the schedule for Option Entry and fails to key in options within the specified time and date period. Candidates are advised not to wait till the last time and date but should key in their options well within the last date and time specified. KEA will not be responsible if a candidate fails to key in his / her options due to any reasons.

NOTE ON MOCK ALLOTMENT

After the entry of options are completed, based on the real data mock allotment will be carried out and the allotment status will be hosted on the KEA website for the information of the candidates. Two days time will be given to the candidates to verify the status of their allotment. Here, the candidate after ascertaining college and course allotted, if he / she wants to change / modify his / her options can do so within the stipulated date and time. Then based on the modified entry of options the real allotment will be carried out.

WHY DO WE CONDUCT MOCK ALLOTMENT?

Based on the Mock Allotment a candidate can know his / her status of allotment as per his / her priority of options. This gives a clear view to the candidate to change or retain the entered options. Candidate can come to know that the other candidate with lower merit has got seat which he was eligible but for his not entering that option. Therefore, candidates will be given one more choice to change the priority of options, deletion of or addition of options.

Due to change in the options by candidates after Mock Allotment, one may not get the same seat in the real allotment as was allotted in the mock allotment.

Candidate's Options Entry

(Your Priority Number (or your ranking for your seat option))

Candidates have to enter priority which is given in Numbers. Your priority number starts from 1 and ends in 999 against each course of particular college of specific course stream. The priority number is unique number for each course of all Streams. There will not be any separate priority number for each discipline i.e., M.E. / M.Tech., MBA, MCA and Lateral Entry MCA.

For instance, you are giving priority number 1 (one) for M.E. / M.Tech., then that number should not be repeated to any other course of the other discipline such as MBA, MCA and Lateral Entry MCA. While selecting the course in another stream the priority number should be given as 2, 3,4 and as per your ranking preference.

The following example table will give an idea of entering options, disciplines, and course details.

Course Stream	College and Course	Priority of Option
ME / M.Tech	T80904	1
ME / M.Tech	T82204	2
ME / M.Tech	T85704	3
ME / M.Tech	T87304	4
ME / M.Tech	T85508	5
ME / M.Tech	T86906	6
ME / M.Tech	T87109	7
ME / M.Tech	T81411	8
ME / M.Tech	T86409	9
ME / M.Tech	T80122	10
MCA – Lateral	L025MC	11
MCA – Lateral	L051MC	12
MCA – 1 st year	C401MC	13
MBA	B051MB	14
MBA	B130MB	15
ME / M.Tech	T81222	16
ME / M.Tech	T89122	17

The above table is only indicative and no inference can be drawn from it. Candidates have the liberty of giving priority of options / preferences of colleges / courses / stream as many as they are willing to join. Remember that at any stage, the priority of option column the same number should not repeat. Candidates are entering the priority numbers means they are interested in taking up a seat if it is allotted in the order of merit and they should not claim ignorance at a later stage.

HOW TO GET THE COLLEGE WISE AND COURSE WISE LIST?

Step 1:

- Go to Home Page. Click the Link “**Candidate’s Option Entry**” **College wise and Course wise list**. After entering the basic details, candidate will find the following screen.
- Click “**Course List**” Menu on the right top corner of the home page
- Course List will be loaded in the new tab sheet.
- Click College List Menu on the right top corner of the home page to view the college list.
- College list will be loaded in the new tab sheet.
- From One College list there is a link to go to Other College list and Course & Description.

Step 2: Candidate can apply for more than one discipline by selecting and giving the options numbers in sequential manner

Step 3:

- Courses and Colleges will be listed for particular selected course type
- Enter the option in the box by giving numbers 1, 2, 3, 4.... depending on the priority of the course and college. **(The Option Number is unique for each course of all Course Stream)**

Step 4:

- Click **“Save”** button

Option will be loaded in the sequential order in **“Selected view Option”** window.

The above table is only indicative for the information of the candidate and no inference shall be drawn in this regard. There is no limit for entry of options and a candidate can enter any number of options as he / she wishes to exercise on his / her own priority. Candidates are advised to enter more number of options to avoid the disappointment of not securing a seat. Any candidate has to enter the option in the priority as he / she desires. Candidates are advised to do thorough home assignment regarding the choices which they want to exercise, the college which they prefer, the course which they are interested to join etc. It is better to download the option entry sheet and discuss the same with your parents / guardians / mentors etc before actually entering same in the system. Your interest in the discipline, college infrastructure, course, distance from your place, availability of hostel etc may be some of the issues to guide your choices of options and advice of your parents. As it will save your time and minimize your chance of making mistake in option entry on the online option entry form. The allotment will not proceed to the next rank candidate till the list of your options is completely searched for availability of a seat. The candidate may change the options as many times as he / she desires before the last date and time notified for entry of options.

Options recorded in the server on the last day and time of the notified schedule in each round will be frozen and only the frozen options will be considered for allotment of seats.

NOTE: Candidates are advised not to start entering the options directly on the online option form on the internet without preparatory work at home on choice of options, as it leads to commission of mistakes / wrong entries / wrong order of preferences. In order to avoid last minute rush

candidates are advised not wait till the last day and KEA will not be responsible for any network related problems.

NOTE:

1. Candidate can enter priority of options for more than one discipline M.E. / M.Tech and MBA or for MCA and MBA and MCA disciplines to which he / she is eligible.
2. Candidate can enter priority of options for all the disciplines, if he / she is eligible.

FAQ's on OPTION ENTRY

How to save Options entered?

Just below the option entry panel a button called "SAVE" is available on the website. Every time a candidate enters the options and wishes to exit the website he has to click the button "SAVE" and then he can logout from the website without any loss of information.

Does a candidate have to enter all the options at once?

No, a candidate can enter and alter the entries as many times as he wants, but before the last date and time prescribed for option entry. But each time candidate has to SAVE his options by clicking on the SAVE button.

How to make changes in Options saved and entered?

After completion of process of options entry is over, and if a candidate wants to change the options he can do so by changing the preference order in the "Modify Selected Option" panel. Then save the options. He can see the changed order of preference in the "Selected Option View" which shows all the saved options. But this can be done only before the last date and time for option entry is over.

Is it essential that a candidate key in all his / her Options in one sitting in front of your computer?

No, a candidate can enter as many times as he wants 24 X 7 at any number of sittings, but before the last date and time prescribed for option entry. But each time candidate has to SAVE his options by clicking the SAVE button.

Till what time can a candidate make changes in the Option Entry Form?

Before the last date and time prescribed for Option Entry.

How to Change Order of Priority?

Once the option entry is completed, the computer will display all such entered options in a separate panel “Modify Selected Option”. The candidate by viewing this can rearrange the options. The 54th option may be changed to 30th in the following method. Scroll down to the 54th option number, place the cursor in front of it and enter as 30. Now this modified option will be placed at the position at 30, this can be viewed at the separate panel “Saved Options”. Like this a candidate can change the order of options and he can delete the entered options by entering zero in the order number.

Therefore, it is better to enter the options after you have written it down in the option entry sheet to avoid confusion.

Modifying Order of Options

If you want change the order options of the college and courses.

Step 1: Go to “**Modify Selected Option**” window.

Step 2: Change the Numbers / Type the new numbers in the option field for new priority.
(Note: Take care that there should not two same number in the options entry since Priority number against each course is unique)

Step 3: Click Update Button in the Options

Step 4: Newly Modified option will be loaded in the “**Selected view Option**” window

Example 1: Candidate who’s wants to change the priority of courses

A Candidate is needs to change the priority of the courses. The process of changing the course priority is instructed below

Table X:

Table Y:

The Current option priority is given below in		The Candidate wants to change the priority of College course as follows	
College Course	Option No	College Course	Option No
T80122	1	T81222	1
L025MC	2	T89122	2
L051MC	3	L025MC	3
C401MC	4	L051MC	4
B051MB	5	B051MB	5
B130MB	6	L025MC	6
T81222	7	T80122	7
T89122	8	L051MC	8

The above table is only indicative and no inference can be drawn from it.

If the candidate gives same option number for more than one course then the system would automatically sort those options as per alphabet sorting of course.

(Note: Care should be taken that there should not be two same options for the different disciplines since Priority number against each course / discipline is unique)

Delete Options

How to delete Options entered?

In the “Modify Selected Option” if a candidate enters zero (0) then automatically that option will get deleted from the list.

Step 1: Go to Modify Selected Option window.

Step 2: Enter the number “0” (Zero) in the option field to delete.

(Note: More than One Option can be deleted at the same time)

Step 3: Click Update Button in the Options

Step 4: Deleted Entry option(s) will not be there in “Selected view Option” window

Step 5: Click “Update” Button

(Note: Option 1 and Option 2 is left unchanged, since option 3 is deleted and priority will be changed after option 3)

Print Option Report (Summary/Detailed)

Once the “Options entry” is over. You can have the report printed in both summary and detailed manner.

Step 1: Go to “Selected Options View” window.

Step 2: Cross verify the courses and colleges depending on the priority of Courses, Colleges and Course type

Step 3: Click hyperlink “short” or “detailed” to get the short or detailed report respectively.

Can I take a printout of My Options Entry sheet? If so at what stage?

Provision is made to take the print out of options at every interval. Candidate has to SAVE his options whenever he changes his options. For the purpose of allotment of seats the computer will consider the last saved options. So it is advised that the candidate take print out of the final options at the end, that is, if you have done your final option entry and you will not change your options further, then you can take the print out of the entered and saved options for your reference.

Options Entry Example

By a Click on the hyper link “**Option Entry Example**”, a new tab sheet will be loaded by the browser. The tab sheet will have the details of instruction how a candidate can register options for the courses.

Step 1: Go to Home Page.

Step 2: Click the link “**Option Entry Example**”

View Login Details

Click the link “**View Login Details**” to view your latest login details in the web page.

Step 1: Go to Home Page.

Step 2: Click the link “**View Login Details**”.

Step 3: A Window will load with Login details.

This uptimes the history of your log in and log out in to your account. You can access this information and be assured that as long as you have not disclosed your unique keyword and password; nobody can access your account.

CET No:ZZ001	Name : AJAY KUMAR
Your Login Details	

Sl.No	LoginTime	LogoutTime	LogStatus
1	19-03-2015 12:20:38	--	Not Logged Out Properly
2	19-03-2015 12:05:42	19-03-2015 12:14:52	Successfully Logged Out
3	19-03-2015 11:55:03	--	Not Logged Out Properly
4	19-03-2015 11:47:57	19-03-2015 11:49:57	Successfully Logged Out
5	19-03-2015 11:40:26	19-03-2015 11:41:47	Successfully Logged Out
6	19-03-2015 11:38:36	19-03-2015 11:39:19	Successfully Logged Out
7	19-03-2015 11:33:23	19-03-2015 11:34:17	Successfully Logged Out
8	19-03-2015 11:17:06	--	Not Logged Out Properly

How does a candidate know his/her account is not accessed by others?

It is very clearly informed to all the candidates that the USER ID, Unique Keyword and PASSWORD should not be revealed to anybody. Further, KEA is sending SMS alerts and e-mail each time when a candidate logs in and logs out of the website. For this the candidate has to enter his mobile number correctly and the e-mail will be sent from are registered valid e-mail ID only. Based on the Keyword provided by KEA the candidate has to generate his own password. It is the duty of the candidate to safeguards the credentials of unique Keyword, login and password provided by KEA. Therefore, other than the candidate it is not possible to access / edit the candidate accounts by others or even by KEA.

(6) ILLUSTRATION FOR ALLOTMENT OF SEAT: (FOR THE BENEFIT OF THE CANDIDATES)

After the verification of documents and excising options by the candidate the seats will be allotted in two rounds i.e., (1) First Round (2) Second and Final Round

The following system will be followed for allotment of seats. Here is a sample illustration of choice of options by a candidate:

CASE1:

Name of the candidate: Raju

Category: GM M.Tech Rank: 1200 MBA: 4000

In this case the candidate has given the following options. (It is only an Example)

Priority Number	Options	Priority Number	Options
Option 1	M.Tech	Option 6	M.Tech
Option 2	M.Tech	Option 7	M.Tech
Option 3	M.Tech	Option 8	MBA
Option 4	MBA	Option 9	M.Tech
Option 5	MBA		

The computer starts M.Tech seat allotment with Rank 1. Then after completing allotment till rank 1199, it reaches rank 1200. Raju's M.Tech rank is 1200. Option number 1 is not available. Similarly option number 2, option number 3 is not available as the candidate above his rank has already been allotted and no vacancy exists. The next option is 4 which is MBA, hence it is not considered in this stage. Next option is also MBA which is also not considered for allotment. The 6th Option is M.Tech so it will be considered for allotment and the 6th option is available computer will allot the seat under M.Tech to this candidate and the options below 6th will not be considered for future allotment. (Options below will be freed)

CASE2: (It is only an Example)

Name of the candidate: Syed Category : 2B - MCA Rank : 1450 – MBA - 1340

Priority Number	Options	Priority Number	Options
Option 1	MCA	Option 6	MCA
Option 2	MCA	Option 7	MBA
Option 3	MCA	Option 8	MCA
Option 4	MCA	Option 9	MBA
Option 5	MCA		

The candidate is considered as per his rank and as per his options in the order of priority mentioned by the candidate. The computer starts MCA allotment with Rank 1. Then after

completing allotment till rank 1449, it reaches rank 1450. Syed's MCA rank is 1450 and hence option number 1 is not available. Similarly option number 2 is not available as the candidate above his rank has already been allotted and no vacancy exists. Likewise it goes up to the option 6 by checking the vacancy. The next option is 7 and the option is MBA which will not be considered at this stage. Therefore the computer move on to the next option i.e., option number 8 and the seat is available. Hence the computer will allot option number 8 to the candidate.

CASE3: (It is only an Example)

Name of the candidate: Peter Category : GM- MBA Rank : 150 –

Priority Number	Options	Priority Number	Options
Option 1	MBA	Option 6	MBA
Option 2	MBA	Option 7	MBA
Option 3	MBA	Option 8	MBA
Option 4	MBA	Option 9	MBA
Option 5	MBA		

The candidate is considered as per his rank and as per his options in the order of priority mentioned by the candidate. The computer starts MBA allotment with rank 1. Then after completing till rank 149, it reaches to 150. By checking the each options entered by him the computer will reach upto option number 8. Since all the seats up to option 7 have already been allotted to the higher rank holders there are no seats available. Therefore the computer considers the 8th option and allot the seats as per his merit.

The same procedure is followed for all the eligible rank holders from 1 to last rank. Then the computer starts M.Tech seat allotment. Again the same procedure will be adopted for seat allotment. Each stage is known as one iteration. Therefore there may be many iterations in one round. The iteration will stop when the seats are exhausted or the choice of the candidate is over. By this method the candidate gets the best of the best seat as per his choice and options and as per his rank. The candidate can track the allotment of seats in every iteration stage.

There are few candidates who have got ranks in multiple disciplines, like ME and MBA or MBA and MCA. While allotting the seats at each stage the computer will check the previous allotment and if seats are already allotted to a particular candidate, then while allotting the seat to a different discipline as per the merit the seat allotted earlier will be cancelled automatically and the same seat will come back to the seat matrix pool and it will be offered to the candidates as per the merit.

(7) PROCESS OF ALLOTMENT OF SEATS AND ADMISSION

- (i) The seat matrix issued by the Government for each discipline will be adopted for allotment seats. College wise, course wise and category wise seat matrix issued by Government will be hosted on the KEA website for the information of the candidates and parents. After the last date and time fixed for entering the options is over and as per the seat matrix issued by the Government, action will be taken to allot the seats in the order of merit based on the priority of the options entered by the candidates and by following the reservation policy of the Government.

The order of seat allotment process is as follows:

- i) For ME / M.Tech / M.Arch courses.
- ii) For MCA Lateral Entry Course.
- iii) For MCA 1st year course
- iv) For MBA course.

i) For ME / M.Tech / M.Arch courses.

1. In the case of **M.E. / M.Tech./ M.Arch** (Full Time) courses, first seat will be allotted to **VALID GATE SCORE** candidates irrespective of the Karnataka or non-Karnataka. However, reservation is applicable only to those who become eligible as Karnataka candidates as per item 6 of Chapter - 1 of the PG CET-2017 e-brochure and the same is not applicable to Non-Karnataka **GATE** rank holders. Non-Karnataka GATE rank holders will be considered under Open / General Category.
2. After allotment of seats to eligible **GATE** rank holders is over, the seat that remains under General category, 90% of the seats are reserved for Karnataka Candidates and the remaining 10% for Non-Karnataka Candidates to the eligible **PGCET-2017** rank holders.

The procedure followed for allotment of seats shall be as follows:

Selection of seats for M.E. / M.Tech/ M.Arch Full Time / Part Time Course:

- a) Seat allotment for **GATE** Candidates: As per the seat matrix issued by the Government, allotment of seats shall be held for all GATE candidates from GATE Rank List (Full Time and Part Time).
- b) Seat allotment for **PGCET-2017** Candidates: The seats remaining vacant after allotment of seats to the GATE candidates shall be offered to candidates who will become eligible in PG CET-2017. (Full time and Part time).

All eligible ME / M.Tech / M.Arch / rank holders including the candidates, who have allotted seats under the Physically Disabled, will also be considered for allotment of ME / M.Tech / M.Arch / seats in accordance with their ranks and options.

Allocation of Seats for MCA Lateral Entry, MCA 1st year and MBA courses:

There will be both General & Reserved Category seats under Government Seats and only General Category Seats under Management Seats (surrendered by Private Unaided Institutions, if any),

(1) The General Category and Reserved Category seats under Government Seats shall be allotted to only those candidates who becomes eligible as Karnataka candidates as per item 6 of Chapter - 1 of the brochure.

(2) The General category seats under Management Seats shall be allotted to both Karnataka and Non Karnataka candidates.

ii) For MCA Lateral Entry Course

The MCA Lateral Entry seats pertaining to all reserved categories, Ex-Defence, if any and General Merit students will be offered in this stage at once. All eligible MCA Lateral Entry rank holders including the candidates, who have allotted seats under the Physically Disabled and ME / M.Tech courses will be considered for allotment of seats in accordance with their ranks.

iii) For MCA 1st year Course

The MCA seats pertaining to all reserved categories, Ex-Defence, if any and General Merit students will be offered in this stage at once. All eligible MCA Lateral Entry rank holders including the candidates, who have allotted seats under the Physically Disabled and ME / M.Tech courses will be considered for allotment of seats in accordance with their ranks.

iv) For MBA Course

The MBA seats pertaining to all reserved categories, Ex-Defence and General Merit students will be offered in this stage at once. All eligible MBA rank holders including the candidates, who have selected seats under the Physically Disabled or MCA or ME / M.Tech seats will also be considered for allotment of MBA seats in accordance with their ranks.

The allotment of seats will be conducted in the following two rounds and each round consists of three phases and each phase consists of number of iterations.

1. First Round.
2. Second and Final Round.

1. FIRST ROUND SEAT ALLOTMENT

- (i) After the last date and time fixed for entering the options is over and as per the seat matrix issued by the Government, action will be taken to allot the seats in the order of merit based on the priority of the options entered by the candidates and by following the reservation policy of the Government.
- (ii) The computer begins allotment with the Special Category seat for Physically Disabled and Ex-Defence.
 - a. The computer starts the allotment with the Physically Disabled persons / Ex-defence as per their rank and options. As per the Act, 3 % of the seats in all Government, Aided and Unaided private colleges are reserved and candidates belonging to the Physically Disabled Category can give options as per the seat matrix in these colleges.

- c. General Merit category candidates will be considered only in the General Merit quota. The rank list will be invariably followed for allotment of seats. All Reserved category candidates will first be considered for allotment in General Merit as per their merit and rank and as per the options given by them. After the General Merit seats are exhausted the candidate belonging to the respective categories will be allotted the seats in their respective category as per their rank and as per the options given by them.
- d. Hyderabad-Karnataka reservation will also be considered for allotment of seats.

FLOW CHART



(a) 1st Phase of allotment of seats:

Based on the merit and priority of options the first phase of allotment begins. The computer will first allot the seats in the above mentioned order and continues in the same order. While allotting the seats in the 1st Phase at any stage, the seat allotted if any, will automatically get cancelled upon allotment of a seat in the subsequent discipline and such cancelled seat will be considered for allotment of a seat in the next iteration.

Therefore, multiple iterations may take place in the 1st Phase. The computer will stop the allotment only if the last seat is allotted or when it reaches the last rank in each discipline. That means the candidates will always be climbing upwards both in options and in roster. The order of allotment as shown above will get repeated in the 1st phase until there is no change in the allotment of any candidate.

IMPORTANT:

This procedure for conversion of seats will be adopted before the commencement of 2nd Phase of allotment. Further, if the reserved category candidates are allotted with a **General Merit** / respective reserved category seat during the 2nd phase of allotment, then a reserved category seat becomes vacant. Such seats are treated as '**CONSEQUENTIAL VACANCIES**'. These consequential reserved category vacancies that arise during the 2nd phase of allotment will remain under the same categories and will be offered only to the candidates belonging to the same reserved categories.

NOTE: All GM consequential vacancies which arise in this phase will be considered for allotment in the 3rd Phase of allotment.

(b) 2nd Phase of allotment of seats:

In this phase also, the order of seat allotment remains same.

Based on the merit and priority of options the second phase of allotment begins. The computer will first allot the seats in the above mentioned order and continues in the same order. While allotting the seats in the 2nd Phase at any stage, the seat allotted if any, will be released automatically upon allotment of a seat in the subsequent discipline and such released seat will be considered for allotment of a seat in the next iteration.

Therefore, many iterations may take place in the 2nd Phase also. The computer will stop the allotment only if the last seat is allotted or when it reaches the last rank in each discipline. That means the candidate will always be climbing upwards both in options and roster. The order of allotment as shown above will get repeated in the 2nd Phase until there is no change in the allotment of any candidate.

(c) 3rd Phase of Allotment of seats:

After the allotment of seats in the second phase of allotment, the seats that remain unfilled under various reserved General categories such as SCG, STG, 1G, 2AG, 2BG, 3AG, 3BG, along with unfilled special category seats, if any, will be converted to the General Merit category and offered to GM candidates along with all other reserved category candidates in the 3rd Phase of allotment. However, the consequential reserved category seats that arise during the 3rd Phase of allotment and if remains un-allotted and if there are no seats in the respective category and will be made available for allotment only to the respective reserved category candidates during 3rd Phase of allotment.

In this round also, the order of seat allotment remains same:

All the candidates will be considered for allotment of seats in this iteration. Before commencement of 3rd phase the computer will display the number of seats that got allotted in each discipline, total number of candidates allotted and the number of seats remained unfilled and number of candidates un-allotted.

While allotting the seats in the 3rd Phase at any stage, the seat allotted if any, will be automatically released upon allotment of a seat in subsequent stage and such released seat will be considered for allotment of a seat in the next iteration.

Based on the merit and priority of options the third phase of allotment begins. The computer will first allot the seats in the above mentioned order and continues in the same order. While allotting the seats in the 3rd Phase at any stage, the seat allotted if any, will be released automatically upon allotment of a seat in the subsequent discipline and such released seat will be considered for allotment of a seat in the next iteration.

Therefore, many iteration may take place in the 3rd Phase also. The computer will stop the allotment only if the last seat is allotted or when it reaches the last rank in each discipline. That means the candidate will always be climbing upwards both in options and roster. The order of allotment as shown above will get repeated in the 3rd Phase until there is no change in the allotment of any candidate

Speciality of 3rd Phase of allotment is, after completion of last stage of allotment of seats, the seats remained un-allotted if any, in any reserved category will be converted to GM automatically and will be offered to all the eligible candidates from 1st to last rank based on the priority of options entered. That means repetition of phase 3 allotment process will take place. Phase 3 allotment stops only when there is no seat in reserved category and no change in the allotment.

Summary:

This illustrates that at each stage, the options are getting shrunk before moving to the next stage, if seats are allotted. If seats are not allotted, the options list remains unchanged.

The seats which are returned back to seat matrix in the process of allotment stages will be allotted to the next candidate as per rank and options. This way there will be a number of iterations till the candidate gets the best seat of his choice governed by rank. This means, the system halts allotment when no seats are available for a candidate as per his options.

All the steps taken together as detailed above will form one round and the stages mentioned above, are known as iteration stage / phase. It is very important to candidates to give their options very carefully and after considerable thought and after discussing with their parents and elders. If by chance the options given by the candidate is not well thought he may lose a seat in a good college as he may not have given option for that particular college or would have given lower options. For example a candidate is interested in college A, but by mistake or by oversight he has given a lower preference for that college and has given higher preference for some other college. The computer then will allot a seat as per his rank and as per his higher priorities. In this way he may tend to lose a seat in the college of his choice merely because he has not given a correct priority of options.

(8) POST SEAT ALLOTMENT PROCEDURE – CHOICE BEFORE A CANDIDATE

After the entire iteration of all the discipline in all the three phase is complete the final list will be announced on the website and this is known as the First Round. Therefore, many iteration may take place in one round as per the choice of the candidate and as per the availability of seats. The candidate can track down the movement of seats in the different iteration stages to satisfy himself that the best of the choices is allotted to him. Virtual tracking of the process of allotment by the computer can be viewed by the candidate after allotment. This ensures transparency in the entire allotment stage and KEA is known for its motto **Trust Through Total Transparency**. The final list of the First Round will be hosted on the website, in the Helpline Centres and individual allotment will be sent by SMS, e-mail and the candidates are requested to note the allotment of seats to them in the First Round. The candidate here has 4 choices.

The choices are: -

Choice 1: Satisfied with the allotted seat and candidate is willing to report to the allotted college, therefore candidate will not be considered for further allotment of seats in any subsequent round for any discipline. Such candidates should download the Challan from KEA Website, pay the prescribed fees at the specified Banks download the admission order from KEA Website and report to the college on or before the last date mentioned in the admission order and immediately login to their Option Entry Log-In-Id and report to KEA that they have joined the College. Further the College Authority will have to login to their College Login-ID and report that the respective candidate has joined the College. If a candidate fails to report back to KEA that they have joined, then seat will be cancelled even though they might have physically joined.

Further any candidate who has paid the fees and obtained the Admission Order and fails to report to the College on or before the last date and time specified by KEA in the Admission Order, for such candidates no extension of time will be given and the allotment made in his favour shall be treated as Cancelled and he / she has no claim further on such allotment and they will not be considered for allotment of seats in the subsequent round. Such seats shall revert back to the pool and fee paid by them will be forfeited.

Implication: Not eligible to participate in the subsequent rounds.

Important: Before opting this choice candidate is advised to be sure as he / she cannot come back to Option Entry Process in PGCET-2017.

Choice 2: I am Satisfied with the allotted seat but willing to participate in the next round. I will pay the prescribed fees by downloading the Challan / allotted details from the KEA website for the seat confirmed or allotted in the first round. If better option gets allotted in the second round, then earlier allotted seat gets cancelled automatically OR if better option seats are not allotted in the second round, then the earlier allotted seat shall remain in candidates favour.

Implication: Eligible to participate in the subsequent round by making payment and keeping the seat allotted on hold. However, if a seat in the better options gets allotted the candidate loses his old seat. There is no choice between the seats. Candidate has to compulsorily join the selected college after the second round seat allotment without giving any reasons /excuses.

Choice3: I am not satisfied with allotted seat but wish to participate in the next round with all the already entered options except the allotted options by surrendering the allotted seat and also re-ordering of already entered options.

Implication: Eligible to participate in the second round by rejecting the allotted seat.

NOTE: Chances of getting the lower order options is subject to availability of seats as the other candidates next to your rank might have entered those options and seats would be allotted to them based on merit.

Choice4: I am Not satisfied with KEA allotted seat OR I have got seat elsewhere, so I am quitting and not to be considered for allotment of seats in any of the further rounds.

Implication: Not eligible to participate in the subsequent round and no hold on the allotted seat and seat allotted earlier will get cancelled.

NOTE: If a candidate fails to exercise any of the above 4 Choices within the stipulated date and time then the seat allotted to such candidate stands cancelled automatically without any further notice in this regard and who will not be allowed to participate in further rounds.

It is the endeavor of the Government that no seat should mis-utilized as all seats under Government quota are subsidized for the meritorious students.

A gap of 3 days will be given to the candidates from the date of hosting the allotment details on the website in the First Round to excise their choice of willingness or unwillingness. All candidates who are not satisfied with the choice of seat or course allotted shall necessarily give their willingness for the next round of allotment i.e., the 2nd Round.

(9) REMITTANCE OF FEES, DOWNLOADING OF ADMISSION ORDERS, ADMISSION / REPORTING TO THE COLLEGE, REPORTING COLLEGE JOINING DETAILS TO KEA THROUGH ONLINE.

NOTE TO CANDIDATES

To exercise the Choices, to download the Challan, to make payment in the bank and to download the admission order candidate need not visit any of the helpline centre. For all the activities please visit KEA Website <http://kea.kar.nic.in>

First round of seat allotment - Instructions to Candidates

As per the seat matrix which will be issued by the Government, Seat Allotment will be made by following the Roster System based on the Merit / Rank of the candidate and based on priority of options entered by the candidates.

After verifying the seat allotment results, the candidates can take the decisions as detailed below:

- a) The candidates have to confirm themselves about their seat allotment in the first round. If the candidate is satisfied with the allotted seat, then exercise **Choice-1** on the KEA web-portal.
- b) If the candidate feels that the seat allotted to him / her in the first round is acceptable but wishes to participate in the next round for higher order options above the seat allotted, then exercise **Choice-2** on the KEA web-portal.
- c) If the candidate is not satisfied with the allotted seat in the first round but wishes to participate in the next round for better options, then exercise **Choice-3** on the KEA web-portal.
- d) If the candidate is not satisfied with the allotted seat in the first round and also not interested to participate in any rounds as the candidate has got seat elsewhere, then exercise **Choice-4** on the KEA web-portal.

The candidates who exercise Choice-1 Should follow the guidelines detailed below:

- a. The candidate has to confirm that he / she is satisfied with the allotted seat in the first round.

- b. If satisfied, exercise Choice-1 on the KEA Web-portal.
- c. Then candidate has to download / print the Challan from the KEA website which is in Triplicate.
- d. In the Challan, the details of the candidate will be pre-printed, such as Name, PG CET Number, College / Course Allotted details, Fee to be paid, Bank Account Number. Candidate has to confirm the printed details and affix the signature on the Challan.
- e. After downloading the Challan, candidate has to pay the prescribed fee in any nearest Bank which will be notified by KEA.
- f. After receipt of the payment, bank will return the candidate copy and college copy to the candidate by retaining the Bank copy.
- g. After one hour of making the payment, candidate will be able to download the Admission Order.
- h. Download the Admission Order and print the same and affix the signature on the Admission Order.
- i. Report to the college along with the college copy of the Challan, Admission Order and Original Documents on or before the last date mentioned in the Admission Order.
- j. Immediately afterwards, login to Option Entry Log-In-Id and report to KEA that you have joined the College.

The candidates who have exercised Choice 1 and downloaded the Admission Order and but have joined other college or courses later on, and wish to surrender the KEA seat, they can do so in any Helpline Centre, and they will be entitled to get a refund of fee amount after deducting Rs.5000/- as process fee till the last day for entry of options in the second round. Candidates may please note that, such of those who have got the Admission Order from KEA and do not join the allotted college or leave the college after joining - such actions are tantamount to seat blocking and will result in loss of subsidized Government Quota seats to the Private Management. (There are other equally eligible meritorious candidates in the merit queue.) Such candidates should surrender their allotted seat to KEA only in any Helpline Centre and such seat will be offered to other equally eligible meritorious candidates in the Second Round.

The candidates who exercise Choice-2 should follow the guidelines detailed below:

- The candidate who exercise Choice-2, have to compulsorily pay the prescribed fees for the confirmed / allotted seat in the first round. But neither they can download the Admission Order NOR join the allotted college but will wait for the Second Round.
- Candidates who exercise Choice-2 are participating in the Second round by holding the seat allotted to them in the first round. If better options are allotted to them, the earlier seat will automatically stand cancelled. OR if any of the Options are not allotted, then the seat allotted to them in the first round will remain with the candidate.
- The seat allotted to the candidate in the first round will be considered as last option in the second round. If any of the better Options are not allotted, then the seat allotted to them in the second round will remain with the candidate.

Mode of Payment:

- Candidate has to download / print the Challan of specified Bank from the KEA Website which is in Triplicate. (Banks will be notified by KEA)
- In the Challan, the details of the candidate will be pre-printed, such as Name, PG CET No, College / Course Allotted details, Fee to be paid, Bank Account Number. Candidate has to confirm the printed details and affix the signature on the Challan.
- After downloading the Challan, candidate has to pay the prescribed fee in any nearest branch of those Bank for which challan is downloaded.
- After receipt of the payment, bank will return the candidate copy and college copy to the candidate by retaining the Bank copy.
- Keep the Candidate's copy and college copy and wait for the second round, candidates will neither down load the admission nor will report to the allotted college, but wait for the second round.
- The fee paid in the first round will be adjusted for the Second Round upon selection of a seat, the balance amount if any will be refunded.

Special Note:

1. Seats will be cancelled in respect of candidates who exercises Choice 2 and fails to make the payment within the stipulated date and time.

2. Choice 2 candidates, after making the payment decides to surrender the seats, can cancel the seat in any of the Helpline Centre before the last date prescribed for entry of options for the second round. For such candidates, an amount of Rs.5,000/- will be deducted from the payment made, and the balance amount if any will be refunded. In case, if they surrender the seat after the last date prescribed for option entry for second round, full amount paid as fees will be forfeited as per rules.

The candidates who exercise Choice-3 should follow the guidelines detailed below:

- The candidates who exercise Choice-3 need not pay the fees for the allotted seat in the second round.
- The candidates who exercise Choice-3 are NOT satisfied with the allotted seat.
- The candidates who exercise Choice-3 are participating in the second round by rejecting the seat allotted to them in the first round.

The candidates who exercise Choice-4

Candidate is Not satisfied with KEA allotted seat OR he / she has got seat elsewhere, so he / she is quitting and he / she should not to be considered for allotment of seats in any of the further rounds. Such candidates have no hold on the allotted seat.

Special Instructions to Candidates

1. Candidates who have exercised Choice 1 in first round for the seat allotted, after making the payment decides to surrender the seat, can cancel the seat in any of the Helpline Centre before the last date prescribed for entry of options for the second round, for such candidates an amount of Rs.5,000/- will be deducted from the payment made and the balance amount if any will be refunded. In case, if they surrender the seat after the last date prescribed for option entry for the second round, full amount paid as fees will be forfeited as per rules.
2. Candidates who have exercised Choice 2 in first round for the seat allotted, after making the payment decides to surrender the seats, can cancel the seat in any of the Helpline Centre before the last date prescribed for entry of options for the second round, for such candidates an amount of Rs.5,000/- will be deducted from the payment made and the balance amount if any will be refunded. In case, if they surrender the seat after the last date prescribed for option entry for second round, full amount paid as fees will be forfeited as per rules.

ಅಭ್ಯರ್ಥಿಗಳಿಗೆ ಸೂಚನೆ

ಅಭ್ಯರ್ಥಿಗಳು CHOICE ಗಳನ್ನು ಆಯ್ಕೆ ಮಾಡಿಕೊಳ್ಳಲು, ಚಲನ್ ಅನ್ನು ಡೌನ್ ಲೋಡ್ ಮಾಡಿಕೊಳ್ಳಲು, ಬ್ಯಾಂಕಿನಲ್ಲಿ ಶುಲ್ಕ ಪಾವತಿ ಮಾಡಲು ಮತ್ತು ಪ್ರವೇಶ ಆದೇಶ ಪತ್ರವನ್ನು ಡೌನ್ ಲೋಡ್ ಮಾಡಿಕೊಳ್ಳಲು ಯಾವುದೇ ಸಹಾಯಕ ಕೇಂದ್ರಗಳಿಗೆ ಭೇಟಿ ನೀಡುವ ಅವಶ್ಯಕತೆ ಇರುವುದಿಲ್ಲ. ಈ ಮೇಲಿನ ಎಲ್ಲಾ ಚಟುವಟಿಕೆಗಳಿಗೆ ಪ್ರಾಧಿಕಾರದ ವೆಬ್‌ಸೈಟ್ <http://kea.kar.nic.in> ಗೆ ಭೇಟಿ ನೀಡಲು ಕೋರಿದೆ.

ಪಿಜಿಸಿಇಟಿ-2017 - ಮೊದಲ ಮತ್ತು ಸೀಟು ಹಂಚಿಕೆ ಸೂಚನೆಗಳು

2017ನೇ ಸಾಲಿನಲ್ಲಿ ವಿವಿಧ ಕೋರ್ಸುಗಳಿಗೆ ಸರ್ಕಾರವು ನಿಗದಿ ಪಡಿಸಿರುವ ಸೀಟ್ ಮ್ಯಾಟ್ರಿಕ್ಸ್ ಅನ್ನು ಅಳವಡಿಸಿಕೊಂಡು, ಅಭ್ಯರ್ಥಿಗಳ ಮೆರಿಟ್ ಮತ್ತು ಅಭ್ಯರ್ಥಿಗಳು ದಾಖಲಿಸಿರುವ ಆಪ್ಷನ್ ಅನ್ನು ಆಧರಿಸಿ ಸೀಟು ಹಂಚಿಕೆ ಮಾಡಲಾಗುವುದು.

ಸೀಟು ಹಂಚಿಕೆಯ ಫಲಿತಾಂಶವನ್ನು ಅಭ್ಯರ್ಥಿಗಳು ಸಿಇಟಿ ವೆಬ್‌ಸೈಟ್‌ನಲ್ಲಿ ಪರಿಶೀಲಿಸಿದ ನಂತರ ಅಭ್ಯರ್ಥಿಗಳಿಗೆ ಈ ಕೆಳಗೆ ವಿವರಿಸಿರುವಂತೆ ನಿರ್ಣಯಗಳನ್ನು ತೆಗೆದುಕೊಳ್ಳಬಹುದಾಗಿರುತ್ತದೆ.

- ಅ) ಸೀಟು ಹಂಚಿಕೆ ಫಲಿತಾಂಶ ಪ್ರಕಟವಾದ ನಂತರ ಅಭ್ಯರ್ಥಿಯು ತಮಗೆ ದೊರಕಿರುವ ಸೀಟು ತೃಪ್ತಿಕರವಾಗಿದೆಯೇ ಎಂದು ಖಚಿತಪಡಿಸಿಕೊಳ್ಳಬೇಕು. ತೃಪ್ತಿಕರವಾಗಿದ್ದಲ್ಲಿ, **Choice-1** ಅನ್ನು ಪ್ರಾಧಿಕಾರದ ವೆಬ್‌ಸೈಟ್ ನಲ್ಲಿ ಆಯ್ಕೆ ಮಾಡಿಕೊಳ್ಳಬೇಕು.
- ಆ) ಅಭ್ಯರ್ಥಿಯು ತಮಗೆ ದೊರಕಿರುವ ಸೀಟು ತೃಪ್ತಿಕರವಾಗಿದೆ ಆದರೆ ನನಗೆ ಇನ್ನೂ ಉತ್ತಮ ಸೀಟು ಬೇಕಾಗಿದೆ, ಆದ್ದರಿಂದ ನಾನು ಮುಂದಿನ ಸುತ್ತಿನಲ್ಲಿ ಭಾಗವಹಿಸುತ್ತೇನೆ ಎಂದು ನಿರ್ಣಯಿಸಿದರೆ **Choice-2** ಅನ್ನು ಪ್ರಾಧಿಕಾರದ ವೆಬ್‌ಸೈಟ್ ನಲ್ಲಿ ಆಯ್ಕೆ ಮಾಡಿಕೊಳ್ಳಬೇಕು.
- ಇ) ಅಭ್ಯರ್ಥಿಯು ತಮಗೆ ಮೊದಲ ಸುತ್ತಿನಲ್ಲಿ ದೊರಕಿರುವ ಸೀಟು ತೃಪ್ತಿಕರವಾಗಿಲ್ಲ ಆದ್ದರಿಂದ ನಾನು ಮುಂದಿನ ಸುತ್ತಿನಲ್ಲಿ ಭಾಗವಹಿಸುತ್ತೇನೆ ಎಂದು ನಿರ್ಣಯಿಸಿದರೆ **Choice-3** ಅನ್ನು ಪ್ರಾಧಿಕಾರದ ವೆಬ್‌ಸೈಟ್ ನಲ್ಲಿ ಆಯ್ಕೆ ಮಾಡಿಕೊಳ್ಳಬೇಕು.
- ಈ) ಅಭ್ಯರ್ಥಿಯು ತಮಗೆ ಮೊದಲ ಸುತ್ತಿನಲ್ಲಿ ದೊರಕಿರುವ ಸೀಟು ತೃಪ್ತಿಕರವಾಗಿಲ್ಲ, ನನಗೆ ದೊರಕಿರುವ ಸೀಟು ಬೇಡ ಹಾಗೂ ನನಗೆ ಮುಂದಿನ ಸುತ್ತಿನಲ್ಲೂ ಸಹ ಯಾವುದೂ ಸೀಟು ತೆಗೆದುಕೊಳ್ಳಲು ಇಷ್ಟವಿಲ್ಲ, ನಾನು ಬೇರೆ ಸಂಸ್ಥೆಯಿಂದ ಸೀಟು ತೆಗೆದುಕೊಳ್ಳುತ್ತೇನೆ ಎಂದು ನಿರ್ಣಯಿಸಿದರೆ **Choice-4** ಅನ್ನು ಪ್ರಾಧಿಕಾರದ ವೆಬ್‌ಸೈಟ್ ನಲ್ಲಿ ಆಯ್ಕೆ ಮಾಡಿಕೊಳ್ಳಬೇಕು.

Choice-1 ಅನ್ನು ಆಯ್ಕೆ ಮಾಡುವ ಅಭ್ಯರ್ಥಿಗಳು ಈ ಕೆಳಗಿನ ನಿರ್ದೇಶನಗಳನ್ನು ಪಾಲಿಸಬೇಕು.

- ಅ) ಸೀಟು ಹಂಚಿಕೆ ಫಲಿತಾಂಶ ಪ್ರಕಟವಾದ ನಂತರ ಅಭ್ಯರ್ಥಿಯು ತಮಗೆ ದೊರಕಿರುವ ಸೀಟು ತೃಪ್ತಿಕರವಾಗಿದೆ ಎಂದು ಖಚಿತಪಡಿಸಿಕೊಳ್ಳಬೇಕು.
- ಆ) ತೃಪ್ತಿಕರವಾಗಿದ್ದಲ್ಲಿ, **Choice-1** ಅನ್ನು ಪ್ರಾಧಿಕಾರದ ವೆಬ್‌ಸೈಟ್ ನಲ್ಲಿ ಆಯ್ಕೆ ಮಾಡಿಕೊಳ್ಳಬೇಕು.
- ಇ) ನಂತರ ಅದೇ ವೆಬ್ ಸೈಟ್‌ನಿಂದಲೇ ಮೂರು ಪ್ರತಿಯುಳ್ಳ ಚಲನ್ ಅನ್ನು ಡೌನ್ ಲೋಡ್ ಮಾಡಿಕೊಳ್ಳಬೇಕು / ಪ್ರಿಂಟ್ ತೆಗೆದುಕೊಳ್ಳಬೇಕು.

- ಈ) ಚಲನ್ ನಲ್ಲಿ ಅಭ್ಯರ್ಥಿಯ ಎಲ್ಲಾ ವಿವರಗಳು ಅಂದರೆ, ಅಭ್ಯರ್ಥಿಯ ಹೆಸರು, ಪಿಜಿಸಿಇಟಿ ಸಂಖ್ಯೆ, ಆಯ್ಕೆಯಾಗಿರುವ ಕಾಲೇಜು ಮತ್ತು ಕೋರ್ಸಿನ ವಿವರ, ಅಭ್ಯರ್ಥಿಯು ಪಾವತಿಸಬೇಕಾದ ಶುಲ್ಕ, ಬ್ಯಾಂಕ್ ಖಾತೆ ಸಂಖ್ಯೆ ಇವೆಲ್ಲವನ್ನೂ ಮುದ್ರಿಸಲಾಗುವುದು. ಅಭ್ಯರ್ಥಿಯು ಸರಿಯಾಗಿದೆ ಎಂದು ಪರಿಶೀಲಿಸಿ ಸಹಿ ಮಾಡಬೇಕು.
- ಉ) ನಂತರ ಪ್ರಾಧಿಕಾರವು ನಿಗದಿ ಪಡಿಸುವ ಬ್ಯಾಂಕುಗಳ ಯಾವುದೇ ಶಾಖೆಯಲ್ಲಿ ನಿಗದಿತ ಶುಲ್ಕವನ್ನು ಪಾವತಿಸಬೇಕು.
- ಎ) ಬ್ಯಾಂಕಿನವರು ಶುಲ್ಕವನ್ನು ತೆಗೆದುಕೊಂಡ ನಂತರ ಬ್ಯಾಂಕ್ ಪ್ರತಿಯನ್ನು ತಮ್ಮೊಡನೆ ಇಟ್ಟುಕೊಂಡು, ಕಾಲೇಜು ಪ್ರತಿ ಮತ್ತು ವಿದ್ಯಾರ್ಥಿ ಪ್ರತಿಯನ್ನು ಹಿಂದಿರುಗಿಸುತ್ತಾರೆ.
- ಏ) ಶುಲ್ಕ ಪಾವತಿಯಾದ ಒಂದು ಗಂಟೆಯ ನಂತರ ಅಭ್ಯರ್ಥಿಗಳು ಪ್ರವೇಶ ಪತ್ರವನ್ನು ಡೌನ್ ಮಾಡಿಕೊಳ್ಳಬಹುದಾಗಿದೆ.
- ಐ) ನಂತರ ಪ್ರಾಧಿಕಾರದ ವೆಬ್‌ಸೈಟ್ ನಿಂದ ಪ್ರವೇಶ ಪತ್ರವನ್ನು ಪಡೆದು ನಿಗದಿ ಪಡಿಸಿದ ಜಾಗದಲ್ಲಿ ಅಭ್ಯರ್ಥಿಯು ಸಹಿಯನ್ನು ಮಾಡಬೇಕು ಹಾಗೂ ಕಾಲೇಜಿನ ಚಲನ್ ಪ್ರತಿ ಮತ್ತು ಎಲ್ಲಾ ಮೂಲ ದಾಖಲೆಗೊಳೊಂದಿಗೆ ಪ್ರವೇಶ ಪತ್ರದಲ್ಲಿ ಮುದ್ರಿಸುವ ಕೊನೆಯ ದಿನಾಂಕ' ಒಳಗಾಗಿ ಸಂಬಂಧಿಸಿದ ಕಾಲೇಜಿನಲ್ಲಿ ಪ್ರವೇಶ ಪಡೆಯಬೇಕು.
- ಒ) ಕಾಲೇಜಿನಲ್ಲಿ ಪ್ರವೇಶ ಪಡೆದ ನಂತರ ಅಭ್ಯರ್ಥಿಗಳು ಪ್ರಾಧಿಕಾರದ ವೆಬ್‌ಸೈಟ್‌ನಲ್ಲಿ ಪ್ರವೇಶ ಪಡೆದ ಬಗ್ಗೆ ದಾಖಲಿಸಬೇಕು.

ವಿಶೇಷ ಸೂಚನೆ: ಎರಡನೇ ಸುತ್ತಿನಲ್ಲಿ Choice-1 ಅನ್ನು ಆಯ್ಕೆ ಮಾಡಿ ಸೀಟನ್ನು ಪಡೆದ ನಂತರ, ಅಭ್ಯರ್ಥಿಗಳು ಸೀಟನ್ನು ರದ್ದುಗೊಳಿಸಬೇಕು ಎಂದು ನಿರ್ಣಯಿಸಿದಲ್ಲಿ ಅಂತಹ ಅಭ್ಯರ್ಥಿಗಳು ಎರಡನೇ ಸುತ್ತಿನ ಆಯ್ಕೆ ದಾಖಲಿಸುವ ಕೊನೆಯ ದಿನಾಂಕದ ಒಳಗಾಗಿ ಯಾವುದೇ ಕೆಇಎ ಸಹಾಯಕ ಕೇಂದ್ರದಲ್ಲಿ ಸೀಟನ್ನು ರದ್ದುಪಡಿಸಬೇಕು. ಅಂತಹ ಅಭ್ಯರ್ಥಿಗಳಿಗೆ ಪಾವತಿಸಿದ ಮೊತ್ತದಲ್ಲಿ ನಿಯಮಾನುಸಾರ ರೂ.5,000/- ಅನ್ನು ಕಟಾವು ಮಾಡಿ ಉಳಿದ ಮೊತ್ತವನ್ನು ಹಿಂದಿರುಗಿಸಲಾಗುವುದು. ಒಂದುವೇಳೆ ಎರಡನೇ ಸುತ್ತಿನ ಆಯ್ಕೆ ದಾಖಲಿಸುವ ಕೊನೆಯ ದಿನಾಂಕದ ನಂತರ ಸೀಟನ್ನು ರದ್ದು ಪಡಿಸಿಕೊಂಡಲ್ಲಿ ಪಾವತಿಸಿದ ಎಲ್ಲಾ ಶುಲ್ಕವನ್ನು ನಿಯಮಾನುಸಾರ ಮುಟ್ಟುಗೋಲು ಹಾಕಿಕೊಳ್ಳಲಾಗುವುದು.

Choice-2 ಅನ್ನು ಆಯ್ಕೆ ಮಾಡುವ ಅಭ್ಯರ್ಥಿಗಳು ಈ ಕೆಳಗಿನ ನಿರ್ದೇಶನಗಳನ್ನು ಪಾಲಿಸಬೇಕು.

- **Choice-2** ಅನ್ನು ಆಯ್ಕೆ ಮಾಡಿಕೊಂಡಿರುವ ಅಭ್ಯರ್ಥಿಗಳು ಮೊದಲನೇ ಸುತ್ತಿನಲ್ಲಿ ಹಂಚಿಕೆಯಾದ ಸೀಟಿಗೆ ಕಡ್ಡಾಯವಾಗಿ ಶುಲ್ಕವನ್ನು ಪಾವತಿಸಬೇಕು. ಶುಲ್ಕ ಪಾವತಿ ನಂತರ ಪ್ರವೇಶ ಪತ್ರವನ್ನು ಡೌನ್ ಲೋಡ್ ಮಾಡಿಕೊಳ್ಳಲು ಅವಕಾಶವಿರುವುದಿಲ್ಲ ಅಥವಾ ಕಾಲೇಜಿಗೆ ಹೋಗಿ ಪ್ರವೇಶ ಪಡೆಯುವಂತಿಲ್ಲ.

ಶುಲ್ಕವನ್ನು ಪಾವತಿಸುವ ವಿಧಾನ

- **Choice-2** ಅನ್ನು ಪ್ರಾಧಿಕಾರದ ವೆಬ್‌ಸೈಟ್ ನಲ್ಲಿ ಆಯ್ಕೆ ಮಾಡಿಕೊಳ್ಳಬೇಕು.
- ನಂತರ ಅದೇ ವೆಬ್ ಸೈಟ್‌ನಿಂದಲೇ ಮೂರು ಪ್ರತಿಯುಳ್ಳ ಚಲನ್ ಅನ್ನು ಡೌನ್ ಲೋಡ್ ಮಾಡಿಕೊಳ್ಳಬೇಕು / ಪ್ರಿಂಟ್ ತೆಗೆದುಕೊಳ್ಳಬೇಕು.
- ಚಲನ್ ನಲ್ಲಿ ಅಭ್ಯರ್ಥಿಯ ಎಲ್ಲಾ ವಿವರಗಳು ಅಂದರೆ, ಅಭ್ಯರ್ಥಿಯ ಹೆಸರು, ಪಿಜಿಸಿಇಟಿ ಸಂಖ್ಯೆ, ಆಯ್ಕೆಯಾಗಿರುವ ಕಾಲೇಜು ಮತ್ತು ಕೋರ್ಸಿನ ವಿವರ, ಅಭ್ಯರ್ಥಿಯು ಪಾವತಿಸಬೇಕಾದ ಶುಲ್ಕ, ಬ್ಯಾಂಕ್ ಖಾತೆ ಸಂಖ್ಯೆ ಇವೆಲ್ಲವನ್ನೂ ಮುದ್ರಿಸಲಾಗಿರುತ್ತದೆ. ಅಭ್ಯರ್ಥಿಯು ಸರಿಯಾಗಿದೆ ಎಂದು ಪರಿಶೀಲಿಸಿ ಸಹಿ ಮಾಡಬೇಕು.

- ನಂತರ ಪ್ರಾಧಿಕಾರವು ನಿಗದಿಪಡಿಸುವ ಬ್ಯಾಂಕಿನ ಯಾವುದೇ ಶಾಖೆಯಲ್ಲಿ ನಿಗದಿತ ಶುಲ್ಕವನ್ನು ಪಾವತಿಸಬೇಕು.
- ಬ್ಯಾಂಕಿನವರು ಶುಲ್ಕವನ್ನು ತೆಗೆದುಕೊಂಡ ನಂತರ ಬ್ಯಾಂಕ್ ಪ್ರತಿಯನ್ನು ತಮ್ಮೊಡನೆ ಇಟ್ಟುಕೊಂಡು, ಕಾಲೇಜು ಪ್ರತಿ ಮತ್ತು ವಿದ್ಯಾರ್ಥಿ ಪ್ರತಿಯನ್ನು ಹಿಂದಿರುಗಿಸುತ್ತಾರೆ.
- ಕಾಲೇಜು ಪ್ರತಿ ಮತ್ತು ವಿದ್ಯಾರ್ಥಿ ಪ್ರತಿಯು ಚಲನ್ ಅನ್ನು ತಮ್ಮೊಡನೆ ಇಟ್ಟುಕೊಂಡು ಎರಡನೇ ಸುತ್ತಿನಲ್ಲಿ ವೇಳಾಪಟ್ಟಿಯಂತೆ ಭಾಗವಹಿಸಬೇಕು.
- ಎರಡನೇ ಸುತ್ತಿನಲ್ಲಿ ಬೇರೆ ಯಾವುದಾದರೂ ಸೀಟು ದೊರಕಿದಲ್ಲಿ ಅಂತಹ ಸೀಟಿಗೆ ಈಗ ಪಾವತಿಸಿದ ಶುಲ್ಕವನ್ನು ಹೊಂದಾಣಿಕೆ ಮಾಡಲಾಗುವುದು. ಮತ್ತು ಏನಾದರೂ ಹೆಚ್ಚಿಗೆ ಪಾವತಿಸಿದ್ದರೆ ಉಳಿದ ಮೊತ್ತವನ್ನು ಹಿಂದಿರುಗಿಸಲಾಗುವುದು.
- **Choice-2** ಅಭ್ಯರ್ಥಿಗಳು ಮೊದಲನೇ ಸುತ್ತಿನಲ್ಲಿ ಆಯ್ಕೆಯಾದ ಸೀಟನ್ನು ತಮ್ಮೊಡನೆ ಉಳಿಸಿಕೊಂಡು ಎರಡನೇ ಸುತ್ತಿನಲ್ಲಿ ಭಾಗವಹಿಸುತ್ತಾರೆ. ಅಂತಹ ಅಭ್ಯರ್ಥಿಗಳಿಗೆ ಮೆರಿಟ್ ಆಧಾರದ ಮೇಲೆ ಯಾವುದೇ ಸೀಟು ಹಂಚಿಕೆಯಾದಲ್ಲಿ ಮೊದಲನೇ ಸುತ್ತಿನಲ್ಲಿ ಹಂಚಿಕೆಯಾದ ಸೀಟು ರದ್ದುಗೊಳ್ಳುತ್ತದೆ. ಎರಡನೇ ಸುತ್ತಿನಲ್ಲಿ ಯಾವುದೇ ಸೀಟು ಹಂಚಿಕೆಯಾಗದಿದ್ದಲ್ಲಿ ಮೊದಲನೇ ಸುತ್ತಿನಲ್ಲಿ ಪಡೆದ ಸೀಟು ಅವರ ಬಳಿಯೇ ಇರುತ್ತದೆ.
- ಮೆರಿಟ್ ಆಧಾರದ ಮೇಲೆ ಯಾವುದೇ ಸೀಟು ಹಂಚಿಕೆಯಾಗದಿದ್ದಲ್ಲಿ ಮೊದಲನೇ ಸುತ್ತಿನಲ್ಲಿ ಆಯ್ಕೆಯಾದ ಸೀಟು ಅಭ್ಯರ್ಥಿಯ ಹೆಸರಿನಲ್ಲಿರುತ್ತದೆ.

ವಿಶೇಷ ಸೂಚನೆ:

1. ಮೊದಲನೇ ಸುತ್ತಿನಲ್ಲಿ **Choice-2** ಅನ್ನು ಆಯ್ಕೆ ಮಾಡಿ ಶುಲ್ಕವನ್ನು ನಿಗದಿತ ದಿನಾಂಕದೊಳಗೆ ಪಾವತಿಸಲು ವಿಫಲಾದಲ್ಲಿ ಅಂತಹ ಅಭ್ಯರ್ಥಿಗಳ ಸೀಟನ್ನು ರದ್ದುಪಡಿಸಿಕೊಳ್ಳಲಾಗುವುದು.
2. ಮೊದಲನೇ ಸುತ್ತಿನಲ್ಲಿ **Choice-2** ಅನ್ನು ಆಯ್ಕೆ ಮಾಡಿ ಶುಲ್ಕವನ್ನು ಪಾವತಿಸಿದ ನಂತರ, ಅಭ್ಯರ್ಥಿಗಳು ಸೀಟನ್ನು ರದ್ದುಗೊಳಿಸಬೇಕು ಎಂದು ನಿರ್ಣಯಿಸಿದಲ್ಲಿ ಅಂತಹ ಅಭ್ಯರ್ಥಿಗಳು ಎರಡನೇ ಸುತ್ತಿನ ಆಯ್ಕೆ ದಾಖಲಿಸುವ ಕೊನೆಯ ದಿನಾಂಕದ ಒಳಗಾಗಿ ಯಾವುದೇ ಕೆಇಎ ಸಹಾಯಕ ಕೇಂದ್ರದಲ್ಲಿ ಸೀಟನ್ನು ರದ್ದುಪಡಿಸಬೇಕು. ಅಂತಹ ಅಭ್ಯರ್ಥಿಗಳಿಗೆ ಪಾವತಿಸಿದ ಮೊತ್ತದಲ್ಲಿ ನಿಯಮಾನುಸಾರ ರೂ.5,000/- ಅನ್ನು ಕಟಾವು ಮಾಡಿ ಉಳಿದ ಮೊತ್ತವನ್ನು ಹಿಂದಿರುಗಿಸಲಾಗುವುದು. ಒಂದುವೇಳೆ ಎರಡನೇ ಸುತ್ತಿನ ಆಯ್ಕೆ ದಾಖಲಿಸುವ ಕೊನೆಯ ದಿನಾಂಕದ ನಂತರ ಸೀಟನ್ನು ರದ್ದು ಪಡಿಸಿಕೊಂಡಲ್ಲಿ ಪಾವತಿಸಿದ ಎಲ್ಲಾ ಶುಲ್ಕವನ್ನು ನಿಯಮಾನುಸಾರ ಮುಟ್ಟುಗೋಲು ಹಾಕಿಕೊಳ್ಳಲಾಗುವುದು.

Choice-3 ಅನ್ನು ಆಯ್ಕೆ ಮಾಡುವ ಅಭ್ಯರ್ಥಿಗಳು ಈ ಕೆಳಗಿನ ಆಂಶಗಳನ್ನು ಗಮನಿಸತಕ್ಕದ್ದು.

- **Choice-3** ಅನ್ನು ಆಯ್ಕೆ ಮಾಡಿಕೊಂಡಿರುವ ಅಭ್ಯರ್ಥಿಗಳು ಮೊದಲನೇ ಸುತ್ತಿನಲ್ಲಿ ಹಂಚಿಕೆಯಾದ ಸೀಟಿಗೆ ಶುಲ್ಕವನ್ನು ಪಾವತಿಸುವ ಅಗತ್ಯವಿರುವುದಿಲ್ಲ.
- **Choice-3** ಅಭ್ಯರ್ಥಿಗಳು ಮೊದಲನೇ ಸುತ್ತಿನಲ್ಲಿ ಆಯ್ಕೆಯಾದ ಸೀಟು ಇಷ್ಟವಿರುವುದಿಲ್ಲ.

- **Choice-3** ಅಭ್ಯರ್ಥಿಗಳು ಮೊದಲನೇ ಸುತ್ತಿನಲ್ಲಿ ಆಯ್ಕೆಯಾದ ಸೀಟನ್ನು ರದ್ದುಪಡಿಸಿಕೊಂಡು (ತಮ್ಮೊಡನೆ ಉಳಿಸಿಕೊಳ್ಳದೆ) ಎರಡನೇ ಸುತ್ತಿನಲ್ಲಿ ಭಾಗವಹಿಸುತ್ತಾರೆ. ಅಂತಹ ಅಭ್ಯರ್ಥಿಗಳಿಗೆ ಎರಡನೇ ಸುತ್ತಿನಲ್ಲಿ ಯಾವುದೇ ಸೀಟು ಹಂಚಿಕೆಯಾದಲ್ಲಿ ಮಾತ್ರ ಅವರಿಗೆ ಸೀಟು ದೊರಕುತ್ತದೆ.

Choice - 4 ಅನ್ನು ಆಯ್ಕೆ ಮಾಡುವ ಅಭ್ಯರ್ಥಿಗಳು

ಅಭ್ಯರ್ಥಿಯು ತಮಗೆ ಮೊದಲನೇ ಸುತ್ತಿನಲ್ಲಿ ದೊರಕಿರುವ ಸೀಟು ತೃಪ್ತಿಕರವಾಗಿಲ್ಲ ನನಗೆ ದೊರಕಿರುವ ಸೀಟು ಬೇಡ ಹಾಗೂ ನನಗೆ ಮುಂದಿನ ಸುತ್ತಿನಲ್ಲೂ ಸಹ ಯಾವುದೇ ಸೀಟು ತೆಗೆದುಕೊಳ್ಳಲು ಇಷ್ಟವಿಲ್ಲ ಅಥವಾ ನಾನು ಬೇರೆ ಸಂಸ್ಥೆಯಿಂದ ಸೀಟು ತೆಗೆದುಕೊಳ್ಳುತ್ತೇನೆ ಎಂದು ನಿರ್ಣಯಿಸಿದರೆ **Choice-4** ಅನ್ನು ಪ್ರಾಧಿಕಾರದ ವೆಬ್‌ಸೈಟ್ ನಲ್ಲಿ ಆಯ್ಕೆ ಮಾಡಿಕೊಳ್ಳಬೇಕು.

ಅಭ್ಯರ್ಥಿಗಳಿಗೆ ವಿಶೇಷ ಸೂಚನೆ:

- ಮೊದಲನೇ ಸುತ್ತಿನಲ್ಲಿ **Choice-1** ಅನ್ನು ಆಯ್ಕೆ ಮಾಡಿ ಸೀಟನ್ನು ಪಡೆದ ನಂತರ, ಅಭ್ಯರ್ಥಿಗಳು ಸೀಟನ್ನು ರದ್ದುಗೊಳಿಸಬೇಕು ಎಂದು ನಿರ್ಣಯಿಸಿದಲ್ಲಿ ಅಂತಹ ಅಭ್ಯರ್ಥಿಗಳು ಎರಡನೇ ಸುತ್ತಿನ ಆಯ್ಕೆ ದಾಖಲಿಸುವ ಕೊನೆಯ ದಿನಾಂಕದ ಒಳಗಾಗಿ ಯಾವುದೇ ಕೆಇಎ ಸಹಾಯಕ ಕೇಂದ್ರದಲ್ಲಿ ಸೀಟನ್ನು ರದ್ದುಪಡಿಸಬೇಕು. ಅಂತಹ ಅಭ್ಯರ್ಥಿಗಳಿಗೆ ಪಾವತಿಸಿದ ಮೊತ್ತದಲ್ಲಿ ನಿಯಮಾನುಸಾರ ರೂ.5,000/- ಅನ್ನು ಕಟಾವು ಮಾಡಿ ಉಳಿದ ಮೊತ್ತವನ್ನು ಹಿಂದಿರುಗಿಸಲಾಗುವುದು. ಒಂದುವೇಳೆ ಎರಡನೇ ಸುತ್ತಿನ ಆಯ್ಕೆ ದಾಖಲಿಸುವ ಕೊನೆಯ ದಿನಾಂಕದ ನಂತರ ಸೀಟನ್ನು ರದ್ದು ಪಡಿಸಿಕೊಂಡಲ್ಲಿ ಪಾವತಿಸಿದ ಎಲ್ಲಾ ಶುಲ್ಕವನ್ನು ನಿಯಮಾನುಸಾರ ಮುಟ್ಟುಗೋಲು ಹಾಕಿಕೊಳ್ಳಲಾಗುವುದು. (ಸೀಟನ್ನು ರದ್ದುಗೊಳಿಸುವ ವಿಧಾನವನ್ನು ತಿಳಿಯುವುದಕ್ಕಾಗಿ ಪ್ರಾಧಿಕಾರದ ವೆಬ್‌ಸೈಟ್ ಅನ್ನು ನೋಡಿರಿ)
- ಮೊದಲನೇ ಸುತ್ತಿನಲ್ಲಿ **Choice-2** ಅನ್ನು ಆಯ್ಕೆ ಮಾಡಿ ಶುಲ್ಕವನ್ನು ಪಾವತಿಸಿದ ನಂತರ, ಅಭ್ಯರ್ಥಿಗಳು ಸೀಟನ್ನು ರದ್ದುಗೊಳಿಸಬೇಕು ಎಂದು ನಿರ್ಣಯಿಸಿದಲ್ಲಿ ಅಂತಹ ಅಭ್ಯರ್ಥಿಗಳು ಎರಡನೇ ಸುತ್ತಿನ ಆಯ್ಕೆ ದಾಖಲಿಸುವ ಕೊನೆಯ ದಿನಾಂಕದ ಒಳಗಾಗಿ ಯಾವುದೇ ಕೆಇಎ ಸಹಾಯಕ ಕೇಂದ್ರದಲ್ಲಿ ಸೀಟನ್ನು ರದ್ದುಪಡಿಸಬೇಕು. ಅಂತಹ ಅಭ್ಯರ್ಥಿಗಳಿಗೆ ಪಾವತಿಸಿದ ಮೊತ್ತದಲ್ಲಿ ನಿಯಮಾನುಸಾರ ರೂ.5,000/- ಅನ್ನು ಕಟಾವು ಮಾಡಿ ಉಳಿದ ಮೊತ್ತವನ್ನು ಹಿಂದಿರುಗಿಸಲಾಗುವುದು. ಒಂದುವೇಳೆ ಎರಡನೇ ಸುತ್ತಿನ ಆಯ್ಕೆ ದಾಖಲಿಸುವ ಕೊನೆಯ ದಿನಾಂಕದ ನಂತರ ಸೀಟನ್ನು ರದ್ದು ಪಡಿಸಿಕೊಂಡಲ್ಲಿ ಪಾವತಿಸಿದ ಎಲ್ಲಾ ಶುಲ್ಕವನ್ನು ನಿಯಮಾನುಸಾರ ಮುಟ್ಟುಗೋಲು ಹಾಕಿಕೊಳ್ಳಲಾಗುವುದು.

ಗಮನಿಸಿ:

ಕರ್ನಾಟಕ ಪರೀಕ್ಷಾ ಪ್ರಾಧಿಕಾರದ ಮೂಲಕ ಆಯ್ಕೆ ಮಾಡಿಕೊಳ್ಳುವ ಅಭ್ಯರ್ಥಿಗಳು ಇತರೆ ಸಂಸ್ಥೆಗಳಿಂದಲೂ ಸಹ ಸೀಟುಗಳನ್ನು ಆಯ್ಕೆ ಮಾಡಿಕೊಳ್ಳುವ ಸಂಭವವಿರುತ್ತದೆ. ಯಾವುದೇ ಅಭ್ಯರ್ಥಿಯು ಪ್ರಾಧಿಕಾರದಿಂದ ಸೀಟನ್ನು ಪಡೆದು ಇತರೆ ಸಂಸ್ಥೆಯಿಂದಲೂ ಸೀಟನ್ನು ಆಯ್ಕೆಮಾಡಿಕೊಂಡು ಪ್ರಾಧಿಕಾರದಿಂದ ಪಡೆದ ಸೀಟಿಗೆ ಪ್ರವೇಶ ಪಡೆಯದೇ ಇದ್ದಲ್ಲಿ ಅಂತಹ ಪ್ರಾಧಿಕಾರದ ಸೀಟುಗಳು ಸೀಟ್ ಬ್ಯಾಕಿಂಗ್ ಆಗುತ್ತದೆ ಮತ್ತು ಹೆಚ್ಚು ಸಬ್ಸಿಡಿ ಹೊಂದಿರುವ ಸರಕಾರಿ ಸೀಟುಗಳು ಸದುಪಯೋಗವಾಗದೆ ನಷ್ಟಗೊಳ್ಳುತ್ತದೆ. ತಮ್ಮಂತೆಯೇ ಇತರೆ ಸರಿ ಸಮಾನ ಅರ್ಹತೆ ಹೊಂದಿರುವ ಅಭ್ಯರ್ಥಿಗಳು ಸರದಿಯಲ್ಲಿ ಕಾಯುತ್ತಿರುವುದನ್ನು ಅಭ್ಯರ್ಥಿಗಳು ತಿಳಿಯಬೇಕು. ಆದ್ದರಿಂದ ಅಭ್ಯರ್ಥಿಗಳು ಇತರೆ ಸಂಸ್ಥೆಯಿಂದ ಪಡೆದ ಸೀಟುಗಳಿಗೆ ಪ್ರವೇಶ ಪಡೆದಲ್ಲಿ ಪ್ರಾಧಿಕಾರದಿಂದ ಪಡೆದ ಸೀಟನ್ನು ಎರಡನೇ ಸುತ್ತಿನ ಆಯ್ಕೆ ದಾಖಲಿಸುವ ಕೊನೆಯ ದಿನಾಂಕದ ಒಳಗಾಗಿ ರದ್ದುಪಡಿಸಿಕೊಳ್ಳಲು ಸೂಚಿಸಿದೆ.

2. SECOND ROUND OF SEAT ALLOTMENT:

After completion of 1st Round seat allotment, all the unfilled / surrendered / forfeited / cancelled / newly added seats, if any, will be offered as CASUAL VACANCIES. All candidates who have entered Choice 2 and 3 will be eligible for participate in this round.

Allotment of seats in the Second Round will be that of the same with regard to order of allotment followed in the First Round.

IMPORTANT: The options entered by the candidate for the first round will remains same even for this second round of seat allotment. The candidates will not be allowed to enter options again. Option Entry done before the first round will be the final list of options The priority of options entered by the candidate will be shown on the option entry module by obtaining the candidate credentials. Candidate may delete or alter order of higher options. The candidate will be allowed to add new options for any colleges and course that came into the seat matrix after the first round. Candidates who are participating in this round mean they are looking for better seat than the allotted seat in the earlier round. If the candidate does not get any seat in this round then the seat allotted to him / her in the earlier round if any stands confirmed.

- i. The priority of options entered by the candidates will remains same even for this round also.
- ii. All the above higher order options will be considered for allotment of seats. Think that, if a candidate has been allotted a seat in the First round for his / her 115th option, all the above higher order options means, option number 1 to 114 will only be considered for allotment.
- iii. All the lower order option from 116 to the last entered options will not be considered for allotment.
- iv. Candidate can modify / alter / delete the priority of options from 1 to 114.
- v. If any of the options from 1 to 114 is available in the order of merit then computer will allot the seats to that candidate and automatically the earlier allotted seat will get cancelled and added to the seat matrix and it will be offered to the next candidate below and to subsequent candidates.

- vi. If a candidate fails to get any of the options from 1 to 114 then the seat allotted to him / her in earlier round for 115th option will remain with him / her.
- vii. Always, the computer starts from option 1, so that the candidate will get the best of the best options entered by him / her. (Options 1 to Option 114)
- viii. Please note that if any seat gets allotted in this round as per merit and options entered by the candidate, **there is no chance of getting back the earlier allotted seat.**
- ix. Candidates are advised to modify / delete / re-order the options they want to select whether the seats shown in the seat matrix or not, only for the reason that consequential vacancies may arise during allotment process and the candidates will have a chance of getting a better seat if they have entered the options.

Important Instructions for First Round Choice 2 Candidates

- (a) The Choice 2 candidates are participating by holding a seat allotted in the First Round, if any seat is allotted to them in this round, then their First Round seat gets added to the seat matrix immediately and is offered to the next eligible candidates in the order of options and priority of options.
- (b) While modifying the order of options or deleting the options candidates are advised to give only such options that are better than his / her allotted seat. If the modified option gets allotted, they lose their old seat. If none of the seats are available, then the candidate's earlier seat is retained.
- (c) For Choice 2 candidates, the seat allotted in the First Round will be considered as last option. The Choice 2 candidates should be very careful while submitting the options. One should understand that, the seat allotted in the First Round will become the last option, it means all the higher options saved by the candidates will be treated as options for seat allotment.
- (d) All the higher order options will be displayed for entry of options, if any candidate is intending to retain the same seat which is allotted in the First Round, then he / she has to delete all such options which is displayed on the option entry portal, then the seat allotted in the First Round will be retained in this round also.

NOTE: Consequential vacancies that arise after their turn cannot be claimed.

Important Instructions for First Round Choice 3 Candidates

- (a) The Choice 3 candidates are participating without holding a seat allotted in the First Round, if any seat is allotted to them in this round, then such will be confirmed in their favour or if no seat is allotted to them, then they will not be having any seat in their favour.
- (b) All the options will be displayed for modifying or deleting the options.
- (c) While modifying the order of options or deleting the options, candidates are advised to give only such options that are better than his / her allotted seat and for those options candidates are willing to join the college / course in case the seat is allotted.

I. Types of seats made available for Second Round

- 1. Un-allotted seats of First Round.
- 2. Newly Added seats, if any.
- 3. Cancelled / Surrendered Seats.
- 4. Choice 3 and Choice 4 Seats.
- 5. Choice 1 and 2 seats – Not paid the fees.
- 6. Consequential Vacancies.

NOTE: Consequential vacancies that arise after their turn cannot be claimed.

II. Types of candidates allowed for Second and Final Round.

- 1. Choice 2 candidates of First Round who have made the payment.
- 2. Choice 3 candidates of First Round.
- 3. Not allotted any seat either in First Round.

The following types of candidates are not eligible to participate in the Second and Final Round.

- a. Candidates who have failed to exercise any choice after allotment of seats in the First Round.
- b. Candidates who have exercised Choice-2 in the First Round but failed to make the payment for the seat confirmed by them.
- c. Candidates who have exercised Choice 1 after seat allotment in First Round but failed to collect the Admission Order.

Special Instructions to Candidates

3. Candidates who have exercised Choice 1 in first round for the seat allotted, after making the payment decides to surrender the seat, can cancel the seat in any of the Helpline Centre before the last date prescribed for entry of options for the second round, for such candidates an amount of Rs.5,000/- will be deducted from the payment made and the balance amount if any will be refunded. In case, if they surrender the seat after the last date prescribed for option entry for the second round, full amount paid as fees will be forfeited as per rules.
4. Candidates who have exercised Choice 2 in first round for the seat allotted, after making the payment decides to surrender the seats, can cancel the seat in any of the Helpline Centre before the last date prescribed for entry of options for the second round, for such candidates an amount of Rs.5,000/- will be deducted from the payment made and the balance amount if any will be refunded. In case, if they surrender the seat after the last date prescribed for option entry for second round, full amount paid as fees will be forfeited as per rules.

Please Note:

The candidates who have obtained a seat from KEA and have later on joined other college or courses and wish to surrender the KEA seat, they can do so in any Helpline Centre and they will be entitled to get a refund of fee amount after deducting Rs.5,000/- as process fee till the last day for entry of options in the second round. Candidates may please note that such of those who have got the Admission Order from KEA and do not join the allotted college or leave the college after joining - such actions are tantamount to seat blocking and will result in loss of subsidized Government Quota seats to the Private Management. **(There are other equally eligible meritorious candidates in the merit queue.)** Such candidates should surrender their allotted seat to KEA only in any Helpline Centre, and such a seat will be offered to other equally eligible meritorious candidates in the Second Round.

POST SEAT ALLOTMENT PROCEDURE – CHOICE BEFORE A CANDIDATE

Implication:

1. There is no choice to exercise to the candidates.
2. Candidates who have been allotted seats in any discipline are required to pay the prescribed fees and should compulsorily report to the colleges on or before the last date mentioned in the admission order and should update the details through their log-In-Id to KEA or they lose their allotted seats.
3. If any candidate fails to report to the college after allotment of seats in the second round, legal action will be initiated against such candidate in accordance with law.

Steps to be followed by the candidates who have already paid the fees in the First Round

- Step 1. All the candidates including those who have downloaded the Challan and made the payment for the seat allotted in the first round must compulsorily download the fresh Challan once again for the seat allotted in the second round.
- Step 2. The fee paid details if any, will be printed on the Challan.
- Step 3. The fee paid in the earlier round will be adjusted for the seat allotted in this second round.
- Step 4. If there is no difference in the fees paid and the fees in the allotted college in this round, Download the admission order from the KEA Website by selecting the appropriate link and by entering the required credentials. Report to the college on or before the date mentioned in the Admission Order.
- Step 5: Compulsorily update the details through their log-In-Id to KEA or failure to update the reported details will result in cancellation of allotted seat.

Steps to be followed by the other candidates,

- IF the candidate has not paid any fees or has paid lesser fees in the second round, then
- a. Download / print the Challan from the KEA website which is in Triplicate.
 - b. In the Challan, the details of the candidate will be pre-printed, such as Name, PG CET No, College / Course Allotted details, Fee to be paid, Fee paid already if any, Bank Account Number. Candidate has to confirm the printed details and affix the signature on the Challan.
 - c. After downloading the Challan, candidate has to pay the prescribed fee / balance fee in any branch of the **Bank Specified**.

- d. After receipt of the payment, bank will return the candidate's copy and college copy to the candidate by retaining the Bank copy.
- e. After one hour of making the payment, candidate will be able to download the Admission Order.
- f. Download the Admission Order and print the same and affix the signature on the Admission Order.
- g. Report to the college along with the Original Documents on or before the date mentioned in the admission order.
- h. Compulsorily update the details through their log-In-Id to KEA or failure to update the reported details will result in cancellation of allotted seat.

(10) NOTE TO CANDIDATES WHO HAVE PAID EXCESS FEE.

If KEA has to return the excess fee amount, kindly select the "Refund Link" from the KEA website and enter all the bank details. The balance amount if any will be transferred directly to the account information provided by the candidates. KEA or the Bank is not responsible for the wrong / false information provided by the candidates.

The detail of the information to be provided by the candidate is as follows:

BANK Details (In block letters only)

Name of the Account Holder	
Relationship to the candidate	
PGCET Admission Ticket Number	
Name of the Bank	
Core Bank Account Number	
IFSC Code of the Bank	
Mobile number or land line Phone no. of the candidate.	

Example,

If a candidate has paid for the seat allotted in the first round and now the candidate has been allotted a seat where in the fee of that seat is lesser than the earlier seat, then KEA will refund the balance amount to such candidates.

LEGAL JURISDICTION

Any dispute that may arise in respect of the test or the later seat selection process and admission is subject to the jurisdiction of the Hon'ble High court of Karnataka. The issue of admission order by the KEA shall enable the candidate to join the concerned college, subject to the academic eligibility, etc., being approved by the concerned University as per the Regulations.

(11) A NOTE ON REFUND AND FORFEITURE OF FEE

- (1) If a candidate who has been allotted a seat in any discipline in the First Round and who has reported to the college, wishes to surrenders / cancel the seat before the last date notified for entry of options for the Second Round, the Executive Director, shall deduct Rs.5,000/- as processing fee and refund the remaining fee paid.
- (2) If a candidate who has been allotted a seat in any discipline in the First Round / Second Round and who has reported to the college or not, surrenders the seat after the completion of Second Round, the Executive Director, shall forfeit the entire fee paid.
- (3) The candidate who surrenders the seat allotted in the Second Round, the Executive Director, shall forfeit the entire fee paid.
- (4) No surrender or cancellation of seat shall be accepted, unless the candidate surrenders the original admission order issued by the KEA, original Bank Challan, original Acknowledgement Card and original Verification Slip.
- (5) If a candidate does not surrender / cancel / fails to join the allotted college even after the completion of the Second Round the Executive Director, Karnataka Examinations Authority shall forfeit the entire fee amount paid by the candidates.
- (6) If a candidate reports to the college and later on leaves the college he / she has to necessarily surrender the seat back to KEA only. It is the endeavor of KEA to see that subsidized Government Quota seats are accessible and available to all meritorious students. Hence failing to surrender the seat back to KEA will be viewed as a breach of contract and severe lack of social responsibility.

Karnataka Examinations Authority

wishes you the very best in your journey seeking career choices.

PRESCRIBED FORMATS

PROFORMA for study certificate

NAME, FULL POSTAL ADDRESS & TELEPHONE NUMBER OF THE INSTITUTION.

Date

*This is to certify that Sri. / Kum. S/o / D/o
..... has studied from standard to
standard in our institution from to academic years.
The mother tongue of the candidate is as per the Admission register of
the institution. The above details are true and correct to the best of my knowledge.*

Signature of
Head of the institution

(Name in Block letters.....)

COUNTER SIGNED BY ME
Address, Seal & Office Telephone Number
of the Block Educational Officer / DDPI.

SPONSORSHIP CERTIFICATE (FOR FULL-TIME PROGRAM)

This is to certify that Sri / Smt / Kum _____
is working in this organization as a permanent employee and presently holding the post as
_____. He / she joined this organization on _____.
He / She has _____ years and _____ months of experience in this organization. He / she
has been granted _____ years study leave and he / she will be paid full salary by us.
The candidate is working in this organization and will not be withdrawn from the course till the
completion of the course. This certificate is issued for the purpose of admission to ME / M.Tech /
M.Arch course for the year PG CET-2017 under Sponsor Quota.

Organization: Government: Semi Government: Private:

Firm Registration No. _____

Date:

Place:

Signature Of The Sponsoring Authority With Seal

NOTE: A candidate having served as a full time employee for a minimum period of Three Years either continuously or in broken periods. Experience in the relevant field from registered firm / company / industry / educational institution / research institution / Government Department / Autonomous department or autonomous organization is considered, after the qualifying examination, as on 31st July 2017.

WORKING EXPERIENCE CERTIFICATE (FOR PART-TIME PROGRAM)

This is to certify that Sri / Smt / Kum _____
is working in this organization as a permanent employee and presently holding the post as _____
He / she joined this organization on _____.
He / She has _____ years and _____ months of experience in this organization. Further this organization has NO OBJECTION for Sri / Smt / Kum _____
joining to PART TIME MBA / ME / M.Tech / M.Arch course for the year PG CET-2017. The said candidate is permitted to join the course immediately, if allotted and will be allowed to be present at the college as required by the academic schedule for a period of three years will be considered in service till the completion of the course.

Organization: Government: Semi Government: Private:

Firm Registration No. _____

Date:

Place:

Signature of the Institution / Organization With Seal

NOTE: A candidate after obtaining the degree must have worked for not less than three years as on 31st July 2017, in an establishment and must be working in an organization situated within a radial distance of 40 km from the institution in which the candidate seeks admission.

ANNEXURE – A - ELIGIBILITY CERTIFICATE

[Under Article 371 (J)] - (see rule 3(3))

[The Karnataka Public employment (Reservation in Appointment for Hyderabad-Karnataka Region) Rules for Issual of Certificates, 2013.]

Sri / Smt S/o / W/o is a Local Person of the Village / Town Of Taluka Of District of Karnataka State.

Place:

Name:

Date:

Assistant Commissioner

..... Sub Division
..... District

ANNEXURE-II to G.O. No. SWD 225 BCA 2000 dated 30th March 2002

NEW COMPREHENSIVE CREAMY LAYER

Under Article 15(4) and 16(4) of the Constitution of India, the following persons shall not be eligible for reservation of seats of posts categorised under IIA, IIB, IIIA and IIIB.

NOTE: 1. This rule will not apply to direct recruitments to posts-which insist on a prescribed period of service in a lower post or experience in a post, profession or occupation as a qualification or eligibility.

2. This rule applies to son(s) or daughter(s) of the persons specified below:

1	(a) President of India (b) Vice President of India (c) All functionaries holding Cabinet rank in Government of India or Government of any State or Union Territory. (d) Chairmen of Council of States and the State Legislative Councils. (e) Governor of States. (f) Speakers of Lok Sabha and Legislative Assemblies. (g) Judges of Supreme Court and High Courts. (h) Chairmen of Public Service Commission. (i) Attorney General of India. (j) Advocate General. (k) Chief Election Commissioner. (l) Comptroller and Auditor General of India. (m) Members of Parliament atleast for a period of five years – during the period of their office. (n) Members of State Legislature atleast for a period of five years – during the period of their office.
2	The Candidate and either of whose parents / guardian is a Group –A or Group – B officer in the services of the Government or holds an equivalent post in public sector undertakings or an employee of a private industry / institution and draws a salary which is not Less than that of a Group B officer (Pay scale Rs. 6000-11200)
3	The Candidate and his / her father's mother's / Guardian Gross Annual income exceeds Rs. 6.00 lakhs as per Government Order No. ಹಿಂವಕ 148 ಬಿಸಿಎ 2015 ಬೆಂಗಳೂರು, ದಿನಾಂಕ 04-06-2015.
4	The candidate and his / her father, mother / guardian holding 10 units of Agricultural Land as Specified in the Karnataka Land Reforms Act 1961, and such of those holding more than 20 acres of plantation land.