

---

# Indian Institutes of Management (IIM) Common Admission Test (CAT) 2010 Registration Guide

---

## Important Instructions

1. Check your eligibility for CAT 2010 on [www.catiim.in](http://www.catiim.in).
2. You must purchase a CAT 2010 voucher from selected list of Axis Bank branches prior to beginning the online registration process. More information may be found on [www.catiim.in](http://www.catiim.in).
3. "\*" indicates mandatory field. The boxes marked with this symbol must be filled in or you will not be allowed to complete your registration.
4. Ensure you have a valid and unique email address before you begin the registration process.

## Overview

To register to take the CAT 2010, go to [www.catiim.in](http://www.catiim.in) and click on the "Register for CAT 2010" link. You can register and schedule for the CAT 2010 from **30 August – 7 October 2010**.

During registration, you will:

1. Create a profile.
2. Fill out the CAT application.
3. Schedule your test.

**Estimated time to complete this process: 20-30 minutes.**

Before you begin, you should gather all the information you will need to complete the registration process, including your voucher, educational history, work experience, and a list of the IIM programmes to which you are applying.

The screenshot shows the CAT 2010 registration website. At the top, it says "CAT Common Admission Test (CAT) Indian Institutes of Management (IIM)". There are logos for various IIMs and Axis Bank. The main heading is "Welcome to IIM CAT Registration".

**New users**

Before you proceed, please read the instructions thoroughly:  
[Look at the CAT 2010 Registration Guide](#)  
It explains how to complete the CAT application

Make sure you have the following information:

- List of IIM programme(s) you are applying to
- Your educational background (including professional courses)
- Work experience

During registration, you will:

1. Create a profile
2. Fill out the CAT application
3. Schedule your test

Estimated time: 20-30 minutes

Note: The system will save each step after you complete it. If you need to leave after a step and come back later, you should log in as an existing user with the password you have created.

I am ready to register

Enter your voucher number:  
  
(I do not have a voucher)

Enter the characters you see in the image below:

[Begin my registration](#)

**Existing users**

Did you register for CAT 2009? You will need to register as a new user.

Username

Password

[Forgot your username or password?](#)

[Log In](#)

2010 IIM CAT users can log in to

- See or edit application
- Request a new copy of Admit Card
- Reschedule test appointment

**News & notification**

Registration closes on 7 October, 2010 at midnight IST.  
For more information and updates, visit the [CAT-IIM website](#)

This site is compatible with Microsoft Internet Explorer® 7.0 and above and Mozilla Firefox® 3.0 and above.

---

## Opening Screen

On the first screen of the registration website, you will see two boxes – "New users" and "Existing users." The first time you come to this website, please follow the instructions for "New users." This includes candidates who previously registered for CAT 2009.

## Voucher

For "New users," you must enter your voucher number. Use a coin and gently scratch (as illustrated on the right) to obtain your voucher number.

## Captcha

You will see a special set of characters displayed on the screen. You will need to retype the characters in the box provided. These characters, called "Captchas," are a safety feature designed so the computer knows a human is entering the voucher number and not a computer program. If you have trouble reading the characters, you can click the audio icon or the refresh icon. Once you have entered the Captchas, click on "Begin My Registration." This will take you to the next section, which is "Create a Profile."



I am ready to register

Enter your voucher number:

[I do not have a voucher](#)

Enter the characters you see in the image below:

The captcha image displays the characters 'RCRQ55' in a stylized, white font on a black background. To the right of the image are two small icons: a speaker for audio and a circular arrow for refresh.

## 1. Create a Profile

In this section, you will enter basic contact information.

Your name and email

1. You should enter your name exactly as it appears in your school-leaving certificate.
2. Enter your email address. This is where your Admit Card email will be sent.

### Create a login

Creating a login enables you to log back in later if you need to make changes, or request a resend of your Admit Card or CAT application.

1. Username. Must be a combination of alphanumeric characters (letters and numbers) but does not contain spaces or special characters. The maximum length allowed is 50 characters.
2. Password. Must be 7-20 characters long and contain at least one alpha and one numerical character.

**CAT** Common Admission Test (CAT)  
Indian Institutes of Management (IIM)

IIM CAT Registration 2010

[1 Create profile](#) →  
[2 Apply for CAT](#)  
[3 Schedule test](#)

Questions about the registration forms?  
[CAT 2010 Registration Guide](#)

[Log out](#)

### Create a Profile

**Your name and email**

⚠ Important: Your name must exactly match your school-leaving certificate.

Full Name (as given in School Leaving Certificate)

\* Primary email address (Admit Card will only be sent via email)  \* Confirm primary email address

### Create a login

Creating a login enables you to log back in later if you need to make changes, or request a resend of your Admit Card or CAT application.

\* Username

\* Password (password requirements)  \* Confirm password

**Your secret**

Your password: **password requirements**  
Must contain at least one alpha and one numeric character.

City (town, ) Must be 7-20 characters long

\* Your secret answer  \* Confirm answer to reminder question

**Data Privacy Policy**

By selecting "I agree", you acknowledge you have read and agree to the [Prometric Data Privacy Policy](#). Agreement is required in order to register for the CAT.

Indicate your agreement  
 I agree  I do not agree

3. Secret reminder question.  
If you forget your username and password, this question will help verify your identity.
4. Read the Data Privacy Policy and indicate your agreement to the policy. Agreement is required to register for the CAT.

#### Additional contact information

1. Primary telephone number. Enter the entire number. Mobile number is recommended as Prometric may send important CAT related text messages by SMS.
2. Secondary telephone number. You may enter either a landline or another mobile number. Include Area Code/STD code in case of a landline number.
3. Postal Address. This is where you would like correspondence sent.

Click "Save & Continue" to move on to the next section, which is the CAT Application.

**Note that once your profile has been created and saved, you will no longer be able to use your voucher number to create another profile. Changes to your name or username will not be allowed once you leave this section.**

**Additional contact information**

\* Primary telephone number (examples)  
(Mobile phone recommended. Used for SMS notification)

Secondary telephone number (examples)  
(Optional - Landline or Second Mobile number to be used as a backup)

Type	Country code	Primary Phone Number	Type	Country code	Secondary Phone Number
Mobile	91		Landline		

Postal Address (address where you would like correspondence sent)

\* Country  
India

\* Address line 1  
Address line 2  
Address line 3

\* City

\* States / Union Territories

PIN Code

\* Asterisk indicates required field

Save & Continue →

## 2. Apply for CAT

In the second section, you will enter information about yourself.

### Personal Information

You will need to enter your Gender, Nationality, Category, and Date of Birth.

You will also need to select "No" or "Yes" to the question "Are you a differently-abled candidate (person with disabilities)? If you choose "Yes," there will be additional questions for you to answer.

**CAT Common Admission Test (CAT) Indian Institutes of Management (IIM)**

IIM CAT Registration 2010

- 1 Create profile ✓
- 2 Apply for CAT
- 3 Personal information →
- 4 Your background
- 5 Schedule test

Questions about the registration forms?  
[CAT 2010 Registration Guide](#)

**Apply for Common Admission Test** [Log out](#)

Your username and password have been saved. Now, please complete the CAT application.

**Personal Information**

\* Gender  
 Male  Female

\* Nationality  
 Indian  Other

\* Category  
 General  
 Scheduled Caste (SC) - as per Government of India schedule [\(To know more\)](#)  
 Scheduled Tribe (ST) - as per Government of India schedule [\(To know more\)](#)  
 Non Creamy Other Backward Classes (NC-OBC)

\* Date of birth  
 1 January 1999

\* Are you a differently-abled candidate as specified under the Persons With Disabilities (Equal Opportunities, Protection of Rights and Full Participation) Act, 1995  
 No  Yes

## Differently-Abled Candidate

If you **do not have** a disability, click "No" and go on to the Programmes section.

If you **do have** a disability, and choose "Yes," you will need to complete three additional questions:

1. Type of disability.
2. Do you need support.
3. What kind of support do you need.

If you require support to take the CAT, you will be able to complete the application process online and select your preferred city but not the scheduling process. You will be contacted within seven days of completing the application section. Scheduling will only be completed for DA candidates who require support after the registration and scheduling window is closed (i.e. after 7 October 2010). DA candidates who require support will be scheduled to test on 9 November 2010. You will receive your admit card by email when the appointment is completed.

If you do have a disability, and do not require support for the test, you will be able to schedule your test online after the application process.

## Programmes

You must click on the box(es) of the IIM programme(s) to which you are applying. Point your cursor on the box in front of the name of your Programme and click. You should choose all Programmes to which you are applying, and you must choose at least one.

For each programme applied, you must choose the city where you prefer to do your follow-up interview with IIM.

Be sure to click on "Save & Continue" to go on to the next screen.

**\* Are you a differently-abled candidate as specified under the Persons With Disabilities (Equal Opportunities, Protection of Rights and Full Participation) Act, 1995**

No  Yes

**⚠ Important:** You will have to mail in your disability certificate to IIM as explained in the [FAQs](#)

**\* Type of disability**

Low Vision / Blindness  
 Hearing Impairment  
 Locomotor Disability / Cerebral Palsy

**\* Do you need support for the test?**

No  Yes

**\* If yes, what kind of support do you need?**

Test Centre to provide Magnifying screen  
 I would like to bring my Scribe  
 I would like to bring my Reader  
 I would like to bring my Abacus  
 I would like to bring my Hearing Aid  
 I would like to bring my Wheel chair

**\* Choose your preferred city**

If you need Scribe/Reader or any other testing assistive(TA) device, refer to the [FAQs](#) for instructions on the approval process. The Candidate Care Services will assist you in completing the Scheduling and Registration process after you submit the CAT application. You will be contacted within seven days.

In addition, the application information that you have just entered will be sent to you in an email within 24 hours. Please print the application now or print the email after it arrives. Remember that you must retain a copy of the submitted Application Form for your ready reference. If at any time you need to reprint your application, log into this system with your username and password and select Resend Application or Reprint Application.

**Programmes**

**\* Which programmes are you applying to?(Choose one or more)**

<input type="checkbox"/> IIM Ahmedabad PGP	<input checked="" type="checkbox"/> IIM Calcutta PGP PGDCM	<input type="checkbox"/> IIM Lucknow PGP
<input type="checkbox"/> IIM Ahmedabad PGP ABM	<input type="checkbox"/> IIM Calcutta FP	<input type="checkbox"/> IIM Lucknow PGP ABM
<input type="checkbox"/> IIM Ahmedabad FPM	<input type="checkbox"/> IIM Indore PGP	<input type="checkbox"/> IIM Lucknow FPM
<input checked="" type="checkbox"/> IIM Bangalore PGP	<input type="checkbox"/> IIM Indore Ex PGP	<input type="checkbox"/> IIM Ranchi PGP
<input type="checkbox"/> IIM Bangalore PGSEM	<input type="checkbox"/> IIM Indore FPM	<input type="checkbox"/> IIM Rohtak PGP
<input type="checkbox"/> IIM Bangalore PGPPM	<input type="checkbox"/> IIM Kozhikode PGP	<input type="checkbox"/> RGIIM Shillong PGP
<input type="checkbox"/> IIM Bangalore FPM	<input type="checkbox"/> IIM Kozhikode FPM	
<input type="checkbox"/> IIM Calcutta PGP PGDM		

**Choose city for interview**  
If you pass the CAT test, the institute may contact you to schedule an interview at a later date.

**\* Interview city for IIM Bangalore:**

**\* Interview city for IIM Calcutta:**

Bangalore  
Kolkata  
Mumbai  
New Delhi

## Educational Background

You must choose all educational background that apply. For each selection, you will be asked to enter additional information such as marks and boards.

Educational choices include:

1. SSC or equivalent.
2. HSC or equivalent.
3. Bachelor's degree.
4. Master's degree.
5. Professional course.

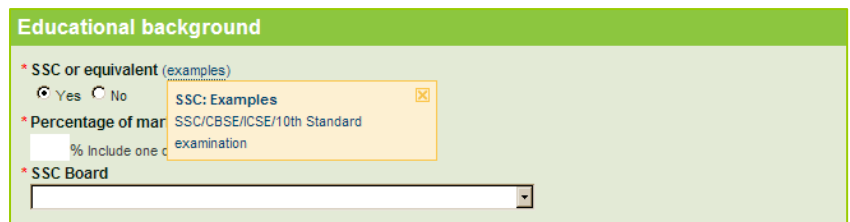
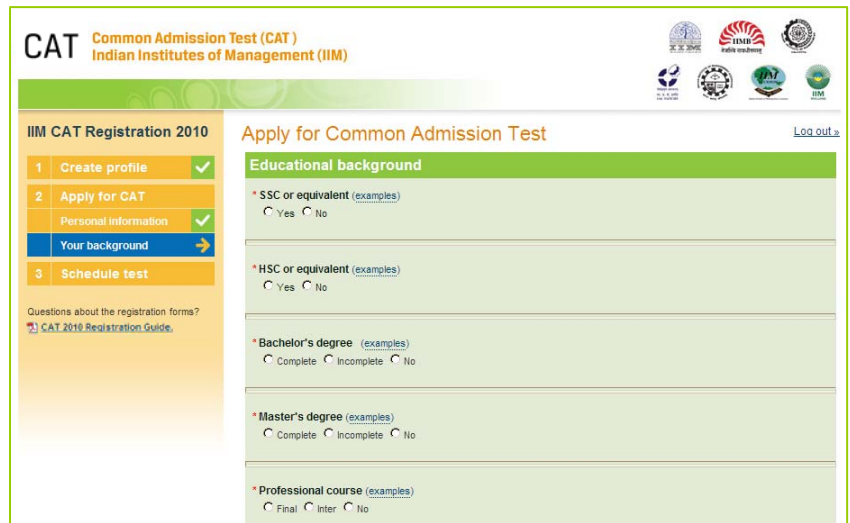
**SSC or equivalent.** If you choose "Yes" under SSC or equivalent, the percentage of marks received and board choice will be displayed and must be completed.

Enter the percentage of marks obtained in the SSC/CBSE/ICSE/10th Standard examination.

**HSC or equivalent.** If you choose "Yes" under HSC or equivalent, the percentage of marks received, board choices and discipline will be displayed and must be completed.

Enter the percentage of marks obtained in the HSC/12th Standard examination.

If you have undergone 3-year Diploma in engineering after SSC (without doing HSC) and have then done/are doing a 3-year Degree course in engineering, you should select "Yes" under HSC or equivalent and enter the percentage of marks obtained in the Diploma course for HSC.



**Bachelor's Degree.** Choose Bachelor's Degree **Incomplete** if you are still undergoing a 5-year Integrated Master's Degree course after your HSC. Choose Bachelor's Degree **Complete** if you have undergone a 5-year Integrated Master's Degree course after your HSC. If you choose "Complete" or "Incomplete" under Bachelor's Degree, you will need to enter the:

- Percentage of marks you received.
- Type of University/Institution you attended.
- State/Union Territory where the University/ Institution you attended is located.
- Discipline of your bachelor's degree.

To enter marks for:

- Bachelor's Degree Incomplete. Enter the percentage of marks obtained for the years/semesters of the degree course completed to date. If you are undergoing a 5-year Integrated Master's degree after your HSC, compute the percentage of marks obtained in the first three years.
- Bachelor's Degree Complete. Compute the percentage of marks obtained as per the norms of the university/ institute. If no norms exist, enter the percentage of marks obtained for all years/ semesters of the degree course. If you have undergone a 5-year Integrated Master's degree after your HSC, compute the percentage of marks obtained in the first three years. Enter the percentage of marks obtained in the remaining two years in the Master's degree section. If the duration is four years instead of five years, enter the percentage of marks obtained in all four years under the Bachelor's Degree complete. If you fulfill your eligibility based on your performance in a professional examination (e.g., CA/ ICWA), which is considered equivalent to graduation, you should indicate the marks obtained in that examination as marks obtained in the Professional Course.

\* Bachelor's degree (examples)  
 Complete  Incomplete  No

\* Percentage of marks received  
 % Include one decimal point.(How to enter marks)

\* Type of university / institution  
 Universities incorporated by Central or State Legislature or Deemed Universities, as defined in the eligibility criteria for Post-graduate Programmes of IMs  
 National Institutes of Technology (NITs)  
 Indian Institutes of Technology (IITs)  
 Institutes (other than IITs) created by an Act of Parliament  
 Institutes awarding equivalent qualifications recognized by Ministry of HRD  
 Any other

\* Choose State/Province of University/Institution (Bachelor's)

\* Choose University/Institution (Bachelor's)

\* Discipline for bachelor's degree

<input type="radio"/> Agriculture [Agronomy, Soil Science, Agricultural Biochemistry, Agricultural Economics, Agricultural Extension, Plant Breeding and Genetics, Entomology, Plant Pathology etc.]	<input type="radio"/> Fisheries
<input type="radio"/> Agricultural Engineering	<input type="radio"/> Forestry
<input type="radio"/> Animal Husbandry	<input type="radio"/> Food Technology
<input type="radio"/> Architecture	<input type="radio"/> Horticulture
<input type="radio"/> Arts/Humanities [Archaeology, Education, Fine Arts (Dance, Music, Painting), Geography, History, Journalism, Languages, Library Science, Literature, Philosophy, Political Science, Psychology, Public Administration, Social Work/Welfare, Sociology, etc.]	<input type="radio"/> Hotel & Tourism Management
<input type="radio"/> Commerce/Economics [Accountancy, Auditing, Banking, Business Mathematics, Business Organisation, Economics, Economic Development and Planning, Public Administration, Public Finance, Secretarial Practices etc.]	<input type="radio"/> Law
<input type="radio"/> Chartered Accountancy	<input type="radio"/> Management [Business Administration, Business Management, Business Studies, Management Studies]
<input type="radio"/> Cost and Works Accountancy	<input type="radio"/> Medicine/Dentistry
<input type="radio"/> Company Secretaryship	<input type="radio"/> Pharmacology/Pharmacy
<input type="radio"/> Computer Science/Computer	<input type="radio"/> Rural Studies/Rural Sociology/Rural Cooperatives/Rural Banking
	<input type="radio"/> Science [Biology, Biochemistry, Bio-technology, Botany, Life Science, Zoology]
	<input type="radio"/> Science [Chemistry, Mathematics, Physics, Statistics]
	<input type="radio"/> Science (Others) [Home Science, Nursing, and all other branches of Science not explicitly mentioned]

**Master's Degree.** If you choose "Complete" or "Incomplete" under Master's Degree, you will need to:

- Choose the number of years completed.
- Complete the percentage of marks obtained for each year.
- Select the Discipline of your master's degree.

Choose 3 years only if your Master's Degree is of three years duration. If you have not completed the master's degree, enter the percentage of marks obtained for the years/semesters of the courses completed to date.

\* **Master's degree** (examples)  
 Complete  Incomplete  No

\* **Number of years completed**

\* **1st year: Percentage of marks received**  
 % Include one decimal point. ([How to enter marks](#))

\* **2nd year: Percentage of marks received**  
 % Include one decimal point. ([How to enter marks](#))

\* **3rd year: Percentage of marks received**  
 % Include one decimal point. ([How to enter marks](#))

\* **Discipline for master's degree**

<input type="radio"/> <b>Agriculture</b> [Agronomy, Soil Science, Agricultural Biochemistry, Agricultural Economics, Agricultural Extension, Plant Breeding and Genetics, Entomology, Plant Pathology etc.]	<input type="radio"/> <b>Fisheries</b>
<input type="radio"/> <b>Agricultural Engineering</b>	<input type="radio"/> <b>Forestry</b>
<input type="radio"/> <b>Animal Husbandry</b>	<input type="radio"/> <b>Food Technology</b>
<input type="radio"/> <b>Architecture</b>	<input type="radio"/> <b>Horticulture</b>
<input type="radio"/> <b>Arts/Humanities</b> [Archaeology, Education, Fine Arts (Dance, Music, Painting), Geography, History, Journalism, Languages, Library Science, Literature, Philosophy, Political Science, Psychology, Public Administration, Social Work/Welfare, Sociology, etc.]	<input type="radio"/> <b>Hotel &amp; Tourism Management</b>
<input type="radio"/> <b>Commerce/Economics</b> [Accountancy, Auditing, Banking, Business Mathematics, Business Organisation, Economics, Economic Development and Planning, Public Administration, Public Finance, Secretarial Practices etc.]	<input type="radio"/> <b>Law</b>
<input type="radio"/> <b>Chartered Accountancy</b>	<input type="radio"/> <b>Management</b> [Business Administration, Business Management, Business Studies, Management Studies]
<input type="radio"/> <b>Cost and Works Accountancy</b>	<input type="radio"/> <b>Medicine/Dentistry</b>
<input type="radio"/> <b>Company Secretaryship</b>	<input type="radio"/> <b>Pharmacology/Pharmacy</b>
<input type="radio"/> <b>Computer Science/Computer Application/Information Technology</b>	<input type="radio"/> <b>Rural Studies/Rural Sociology/Rural Cooperatives/Rural Banking</b>
<input type="radio"/> <b>Dairy Science/Technology</b>	<input type="radio"/> <b>Science</b> [Biology, Biochemistry, Bio-technology, Botany, Life Science, Zoology]
<input type="radio"/> <b>Education</b> [including Physical Education and Sports]	<input type="radio"/> <b>Science</b> [Chemistry, Mathematics, Physics, Statistics]
<input type="radio"/> <b>Engineering/Technology</b> [B.E./M.E., B.Sc. (Engg)/M.Sc. (Engg.), B.Tech./M.Tech. in all engineering	<input type="radio"/> <b>Science (Others)</b> [Home Science, Nursing, and all other branches of Science not explicitly mentioned elsewhere in this list]
	<input type="radio"/> <b>Veterinary Science</b>
	<input type="radio"/> <b>Any other</b>

**Professional Course.** If you choose "Final" or "Inter" under Professional Course Final, you will need to enter the percentage of marks obtained and your professional discipline.

If you choose Professional Course Final Exam, the Professional Course Inter Exam will automatically be checked and you will need to list the percentage of marks obtained for the Inter Exam.

If you choose Professional Course Inter, you should enter the percentage of cumulative marks received to date.

If you have done/are doing any course such as CA, CS or ICWA, you should enter the percentage of marks in this section as well.

\* **Professional course** (examples)  
 Final  Inter  No

\* **Inter Exam: Percentage of marks received**  
 % Include one decimal point. ([How to enter marks](#))

\* **Final Exam: Percentage of marks received**  
 % Include one decimal point. ([How to enter marks](#))

\* **Discipline for professional course**

CA  
 CS  
 ICWA  
 Any Other

## Work Experience

You must enter your work experience in months and the sector or sectors in which you have worked. You should choose all that apply. For example, if you have worked 10 months, you will enter "10." Combine all months worked in all sectors as of 31 August 2010.

### Work experience

\* Do you have any work experience? ([more information](#))  
 Yes  No

\* Work Experience in Months (as of 31/08/2010)  
I worked  months (1 month minimum)

\* Which sectors do you have experience in? (choose all that apply)

- Information Technology
- Telecommunications
- Banking/ Financial Services
- Automobiles/ Auto-Ancillaries
- Pharmaceuticals/ Health Care
- Fast Moving Consumer Goods (FMCG)
- Durables
- Engineering/ Industrial
- Retail
- Others

## Declaration by Candidate

In this section, you will be required to choose "I Agree" or "I Disagree" to the declaration statement. This declaration affirms that you are eligible to take the CAT and all the information that you have entered is correct.

After reading this section, you need to choose "I agree," in order to click "Save & Continue" to proceed to the next section. **If you select "I disagree," you will not be allowed to proceed.**

### Declaration by Candidate

I certify that I satisfy the eligibility requirements for CAT and the programme(s) I have applied for and have furnished complete and correct information. I understand that instances of provision of incorrect information detected at any stage of the selection process will automatically disqualify me from the selection process and I will not be allowed to appear for CAT in future. Similarly, if such instances go undetected during the current selection process but are detected in subsequent years, such disqualification will take place with retrospective effect. I also understand that provision of incomplete information will automatically disqualify me from the selection process. I agree to abide by the IIMs decisions on all matters regarding this application. I agree to sign the declaration regarding anti-ragging and also submit the same signed by my parent/guardian at the time of admission.

During the entire selection process, I shall retain a copy of the Advertisement, Voucher, and the submitted Application Form for my ready reference. Any dispute concerning CAT would be subject to Jurisdiction of the Competent Courts within the territorial jurisdiction of City of Ahmedabad only.

\* Indicate your agreement  I agree  I disagree

[← Back](#) [Save & Continue →](#)

## Errors

If you choose "Save & Continue" and you have not completed any mandatory fields (marked by "\*"), a new screen will appear telling you what you need to correct. The fields that are missing are highlighted in red. In this example, the candidate still needs to specify a nationality and a category.

## CAT Common Admission Test (CAT)

Indian Institutes of Management (IIM)

IIM CAT Registration 2010

- 1 Create profile ✓
- 2 Apply for CAT
- 3 Schedule test

Questions about the registration forms?  
[Registration Instructions](#)

### Apply for Common Admission Test

Your username and password have been saved. Now, please complete the CAT application.

Please correct the following before continuing:

- Please specify a nationality.
- Please specify a category.

#### Personal Information

\* Gender  
 Male  Female

\* Nationality  
 Indian  Other

\* Category  
 General  
 Scheduled Caste (SC) - as per Government of India schedule ([To know more](#))  
 Scheduled Tribe (ST) - as per Government of India schedule ([To know more](#))  
 Non Creamy Other Backward Classes (NC-OBC)

\* Date of birth



## Successful Submission of the Application

Once you complete the Application and choose the “I agree” button, all your information will be entered and saved into Prometric’s computerised data entry system. This could take several minutes. Please **do NOT** close this window while your information is being saved.

After your information has been successfully saved, a copy of your application will be emailed to you within 24 hours.

You can now move on to Schedule your test.



**CAT**

We are currently experiencing high transaction volume, please do not close this window while we are processing your request.

While you wait...

Take this time to make sure you have all your information ready:

- ✓ List of IIM programme(s) you are applying to
- ✓ Educational background
- ✓ Professional courses
- ✓ Work Experience
- ✓ Dates and location you are available to take the test

The deadline for registration is 7 October, 2010.  
CAT testing takes place between 27 October – 24 November in cities across India  
Time slots are at 10:00 AM and 3:30 PM. You must arrive 2 hours early.

## 3. Schedule test

Once your application has been successfully submitted, you can continue the online process to schedule an appointment to take the CAT unless you are a DA candidate who has selected support requirements for the test. You will be asked to choose a site and pick an available date and time at that site.

The CAT may be taken during the window of **27 October – 24 November 2010**. There will be two sessions each day – one at **10 a.m.** and one at **3:30 p.m.**

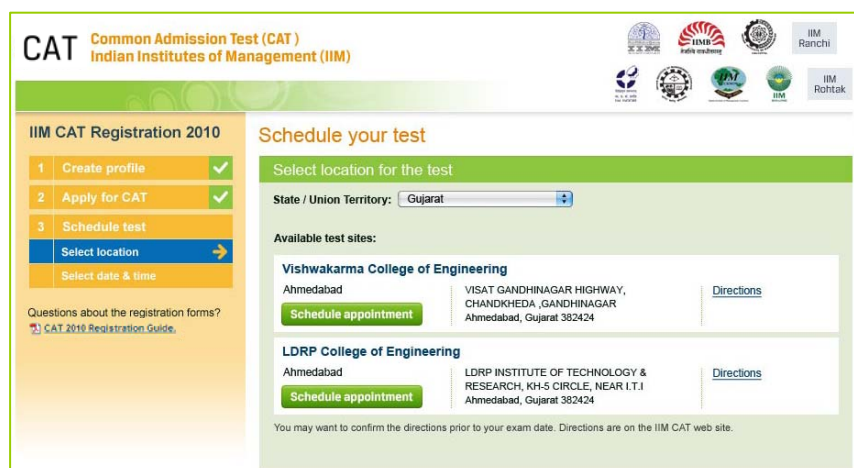


**IIM CAT Registration 2010**

1	Create profile	✓
2	Apply for CAT	✓
3	Schedule test	✓

## Select Location for the Test

When choosing a test site location, you will see “State / Union Territory” followed by a white box with an arrow at the end. Click on the arrow and scroll down to see a list of the states and territories where the CAT will be given. Click on the state or territory where you would like to take the CAT. Next, you will see a list of the test site locations available. Click on “Schedule appointment” under the site of your choice.



**CAT Common Admission Test (CAT)**  
Indian Institutes of Management (IIM)

IIM Ranchi, IIM Roorkee, IIM Ahmedabad, IIM Bangalore, IIM Calicut, IIM Coimbatore, IIM Guwahati, IIM Jammu, IIM Jabalpur, IIM Jaipur, IIM Kharagpur, IIM Lucknow, IIM Patna, IIM Raipur, IIM Rohtak, IIM Sirsa, IIM Varanasi

**IIM CAT Registration 2010**

1 Create profile ✓  
2 Apply for CAT ✓  
3 Schedule test ✓  
Select location →  
Select date & time

Questions about the registration forms?  
[CAT 2010 Registration Guide](#)

**Schedule your test**

Select location for the test

State / Union Territory: Gujarat

Available test sites:

**Vishwakarma College of Engineering**  
Ahmedabad  
Schedule appointment  
VISAT GANDHINAGAR HIGHWAY,  
CHANDKHEDA ,GANDHINAGAR  
Ahmedabad, Gujarat 382424  
Directions

**LDRP College of Engineering**  
Ahmedabad  
Schedule appointment  
LDRP INSTITUTE OF TECHNOLOGY &  
RESEARCH, KH-5 CIRCLE, NEAR I.T.I  
Ahmedabad, Gujarat 382424  
Directions

You may want to confirm the directions prior to your exam date. Directions are on the IIM CAT web site.

### Select date and time

Once you choose your site, you must choose the date you want to take the CAT. You will only be able to select dates highlighted in blue. If a date in the test window is not shown, it means that all available testing sessions at that site for that date have already been filled. Once you choose the date, you will need to choose the 10 a.m. session or the 3:30 p.m. session. If either of these two times does not appear, it means all available testing seats for that time have already been filled.

If a site no longer has any available dates, you may use the blue "Back" button at the bottom of the screen to search for other sites.

Once you have made your site, date and time selections, you must click the "Save & Finish" button at the bottom of the screen.

**CAT Common Admission Test (CAT) Indian Institutes of Management (IIM)**

**IIM CAT Registration 2010**

- 1 Create profile ✓
- 2 Apply for CAT ✓
- 3 Schedule test

Select location

Select date & time →

Questions about the registration forms?  
[CAT 2010 Registration Guide](#)

### Schedule your test

Select date & time

\*Select a date (available days are in blue)

Month YYYY							Month YYYY						
S	M	T	W	T	F	S	S	M	T	W	T	F	S
				1	2	3	1	2	3	4	5	6	7
4	5	6	7	8	9	10	8	9	10	11	12	13	14
11	12	13	14	15	16	17	15	16	17	18	19	20	21
18	19	20	21	22	23	24	22	23	24	25	26	27	28
25	26	27	28	29	30	31	29	30					

\*Select a time

10:00 AM

3:30 PM

**Your selection:**

**Vishwakarma College of Engineering**  
VISAT GANDHINAGAR HIGHWAY,  
CHANDKHEDA, GANDHINAGAR  
Ahmedabad, Gujarat 382424

**Tuesday**  
**13 November, 2010**  
at **3:30 PM**

Candidates must arrive by 1:30 PM.  
Testing starts at 3:30 and ends at 6:00

\*Asterisk indicates required field

[← Back](#) [Save & Finish →](#)



---

### Admit Card Summary Email

When you receive your Admit Card by email, you should read it carefully and verify all information is correct. You should then print a copy.

You **must bring** the Admit Card with you on the day you take your test. You will not be allowed to test without the Admit Card.

To the right is an example of what your email Admit Card will look like. You should expect to receive this email within 24 hours of submitting your completed application and scheduling.

When you begin your test, you must enter the CAT Registration Number/Prometric Testing ID on your admit card into the computer.

To begin your exam, you must enter your CAT Registration Number/Prometric Testing ID: SR1234567	
Order Confirmation Number/Document Number: T66SYD5013	
Appointment Date:	2 Nov, 2010
Appointment Time:	10:00 AM
Candidate's Name:	<school leaving name>
Candidate Address:	37-B Vandana Nagar Indore 452013
Candidate Email Address:	kaushalmit@xyz.com
Nationality:	Indian
Category:	Scheduled Caste (SC)
Birth Date:	17 May, 1984
Exam Name/Description:	CAT EXAM
Exam Number:	IZ0001
Exam Language:	English
Test Site:	IIM CAT Testing Site IIM 140
Test Site Code:	IIM140
Test Site Address:	123 Street Delhi, India
Test Site Phone:	56734457
Payment Type:	Voucher

---

### Application Summary Email

Once your CAT application has been successfully submitted, a summary of your application will be sent to you via email within 24 hours. Please save and print a copy of the application for your records.

To the right is an example of what your email application summary will look like. You should expect to receive this email within 24 hours of submitting your completed application.

IIM Common Admissions Test (CAT) Application	
CAT Registration Number/ Prometric Testing ID:	SR1234567
Personal Information	
Candidate's Name on School Leaving Certificate:	Chandra Patro
Gender:	M
Nationality:	Indian
Category:	Scheduled Caste (SC)
Birth Date:	17 May, 1981
Application to Programmes of IIMs:	IIM Ahmedabad-PGP
Work Experience	
Work Experience in Months (as of 31/08/2010):	24
Work Experience Sector:	Information Technology
Educational Information	
SSC or equivalent:	No
HSC or equivalent:	No
Bachelor's degree:	No
Master's degree:	No
Professional course:	Final
Final Exam: Marks	98.7%
Discipline:	CA
Interview Centre	
IIM Bangalore:	Bangalore
IIM Calcutta:	Kolkata

## Re-entering the CAT Scheduling System

If you have already begun the registration and scheduling process, but need to finish the process, change your scheduling information, get another copy of your application or a copy of your admit card, go to <https://iim.prometric.com> and use the "Existing Users" link on the right-hand side. You will need to enter the username and password you've already created then click on "Log in."

Registration closes at 11.59 p.m. on 7 October, 2010. **No changes will be allowed after that time.**

If you do re-enter the scheduling system to choose a new test location, time or date, your appointment information will not change until you click on the "I am done (exit)" button. The rescheduling process would then be complete and you would be sent a new Admit Card. If you do not click on "I am done (exit)" button, your current appointment will be maintained. **You must attend the session printed on your most recent Admit Card.**

The screenshot shows the 'Welcome to IIM CAT Registration' page. It features a header with the CAT logo and logos of various Indian Institutes of Management (IIMs). The main content is divided into two sections: 'New users' and 'Existing users'. The 'New users' section includes instructions for registration, a voucher number field, a CAPTCHA image (JKKK8D), and a 'Log in' button. The 'Existing users' section has fields for 'Username' and 'Password', a 'Log in' button, and a 'Forgot your username or password?' link. A note at the bottom states: '2010 IIM CAT users can log in to: See or edit application; Request a new copy of Admit Card.'

The screenshot shows the 'Welcome back, karla zellmer' page. It features a header with the CAT logo and logos of various Indian Institutes of Management (IIMs). The main content is divided into two sections: 'IIM CAT Registration 2010' and 'Welcome back, karla zellmer'. The 'IIM CAT Registration 2010' section shows a progress bar with three steps: '1 Create profile', '2 Apply for CAT', and '3 Schedule test', all marked as complete. The 'Welcome back, karla zellmer' section includes a confirmation message: 'Your IIM CAT registration is now complete. You should receive 2 emails at Karla.Zellmer@prometric.com within 24 hours. One contains your CAT application and one contains your Admit Card. Your information is below. Review it to make sure it is correct.' There is an 'I am done (exit)' button and a 'Log out' link.

## Registration Help

If, during the registration process, you have questions or need help, you should click on the information links. They are always in blue text and underlined.

Information related to the area that you are completing will pop up.

The screen shot on the right is an example of someone who clicked on the "password requirements" link for more help on how to create a password.

The screenshot shows a registration form with a 'Create a login' section. The form includes fields for 'Primary email address', 'Confirm primary email address', 'Secondary email address', and 'Confirm secondary email address'. Below these is the 'Create a login' section with fields for 'User name', 'Password', 'Confirm password', and 'Confirm answer to reminder question'. A popup window titled 'Your password:' is open, displaying the following requirements: 'Must be 7-20 characters long', 'Must contain at least one alpha and one numeric character', 'Cannot be the same as your user I.D.', and 'Is case-sensitive'. The popup also includes a 'Select' button and a close button (X).

---

## The Testing Process

You will take the CAT on a computer at the test centre you selected during the Scheduling part of the online registration process. You do not need any computer experience or typing skill to take your test. Your CAT examination will begin with a short tutorial on the test and its features.

You must arrive **two hours** before your scheduled appointment. This allows time for you to sign in and for staff to verify your identification and documentation. If you fail to arrive at least 1.5 hours before your scheduled test, you will not be allowed to take the CAT.

You will need to bring the following items with you to the test centre:

1. **Admit Card.** You must bring your Admit Card with you to the test centre. You will not be allowed to test without it.
2. **Required Identification.** You must present an original, valid (non-expired) form of photo identification before you can test. The name on the photo identification must match your name as entered in the CAT registration. Acceptable forms of photo identification are limited to: driver's license; passport; PAN card; voter ID; college ID; employee identification card; or a notarized Affidavit with photo, signature, date of birth and residential address. Photocopies of the original are not acceptable.  
Note: If you do not present an appropriate photo identification, you will not be allowed to take the CAT.
3. If you are a candidate belonging to the SC/ST category and paid the discount fees, please bring a valid document as proof of your SC/ST eligibility. Without proper documentation, you may not be permitted to take the test.
4. Your **Voucher**.

---

## Test Centre Regulations

To ensure that all candidates are tested under equally favourable conditions, the following regulations and procedures will be observed at each test centre. Your failure to follow any of the security procedures may result in the disqualification of your test. IIMs and Prometric reserve the right to audiotape and videotape any test session.

**References.** No reference materials, papers or study materials are allowed at the test centre. If you are found with these or any other aids, you will not be allowed to continue the test and your answers will not be scored. You will be provided with scratch papers and pencils to use during the test session. These items (used and unused) must be returned at the end of the test session. Removing scratch paper from the test centre will be considered an act of misconduct.

**Personal Items.** Personal items, other than identification documents, are not allowed in the testing room. This includes cell phones, PDAs, BlackBerry® devices, digital/analog watches, and any other electronic or photographic devices. You will not have access to your personal items during the test. If you fail to follow the directions of the test centre staff, you will not be permitted to take the test. Any violation of this procedure during the test may result in cancellation of your scores, dismissal by the test centre staff, or banning from future testing. Test Centres, Prometric and IIMs assume no responsibility for personal items or devices that you choose to bring into the test centre.

**Breaks.** There are no scheduled or unscheduled breaks. Once you have been seated at the test centre, you must remain in your seat during the test except when authorised to leave by a test centre staff member.

**Visitors.** Friends or relatives who accompany you to the test centre are not allowed to wait in the test centre or be in contact with you while you take the test.

**Misconduct or Disruptive Behaviour.** Candidates who engage in any kind of misconduct or disruptive or offensive behaviour may be dismissed from the test. Examples are: giving or receiving help, taking part in an act of impersonation, removing test materials or notes from the testing room, using rude or offensive language and behaviour that delays or interrupts testing.

**Weapons.** Weapons are strictly prohibited at the test centre.

**Questions on Test Content.** Test centre administrators are not allowed to answer any questions pertaining to the test content. If you do not understand a question on the test, you should answer the question to the best of your ability.