

# FIITJEE Solutions to IITJEE-2005 Mains Paper

## Mathematics

**Time: 2 hours**

**Note:** Question number 1 to 8 carries **2 marks** each, 9 to 16 carries **4 marks** each and 17 to 18 carries **6 marks** each.

**Q1.** A person goes to office either by car, scooter, bus or train probability of which being  $\frac{1}{7}$ ,  $\frac{3}{7}$ ,  $\frac{2}{7}$  and  $\frac{1}{7}$  respectively. Probability that he reaches office late, if he takes car, scooter, bus or train is  $\frac{2}{9}$ ,  $\frac{1}{9}$ ,  $\frac{4}{9}$  and  $\frac{1}{9}$  respectively. Given that he reached office in time, then what is the probability that he travelled by a car.

**Sol.** Let C, S, B, T be the events of the person going by car, scooter, bus or train respectively.

$$\text{Given that } P(C) = \frac{1}{7}, P(S) = \frac{3}{7}, P(B) = \frac{2}{7}, P(T) = \frac{1}{7}$$

Let  $\bar{L}$  be the event of the person reaching the office in time.

$$\Rightarrow P\left(\frac{\bar{L}}{C}\right) = \frac{7}{9}, P\left(\frac{\bar{L}}{S}\right) = \frac{8}{9}, P\left(\frac{\bar{L}}{B}\right) = \frac{5}{9}, P\left(\frac{\bar{L}}{T}\right) = \frac{8}{9}$$

$$\Rightarrow P\left(\frac{C}{\bar{L}}\right) = \frac{P\left(\frac{\bar{L}}{C}\right) \cdot P(C)}{P(\bar{L})} = \frac{\frac{1}{7} \times \frac{7}{9}}{\frac{1}{7} \times \frac{7}{9} + \frac{3}{7} \times \frac{8}{9} + \frac{2}{7} \times \frac{5}{9} + \frac{1}{7} \times \frac{8}{9}} = \frac{1}{7}$$

**Q2.** Find the range of values of t for which  $2 \sin t = \frac{1-2x+5x^2}{3x^2-2x-1}$ ,  $t \in \left[-\frac{\pi}{2}, \frac{\pi}{2}\right]$ .

**Sol.** Let  $y = 2 \sin t$

$$\text{so, } y = \frac{1-2x+5x^2}{3x^2-2x-1}$$

$$\Rightarrow (3y-5)x^2 - 2x(y-1) - (y+1) = 0$$

since  $x \in \mathbb{R} - \left\{1, -\frac{1}{3}\right\}$ , so  $D \geq 0$

$$\Rightarrow y^2 - y - 1 \geq 0$$

$$\text{or } y \geq \frac{1+\sqrt{5}}{2} \text{ and } y \leq \frac{1-\sqrt{5}}{2}$$

$$\text{or } \sin t \geq \frac{1+\sqrt{5}}{4} \text{ and } \sin t \leq \frac{1-\sqrt{5}}{4}$$

Hence range of t is  $\left[-\frac{\pi}{2}, -\frac{\pi}{10}\right] \cup \left[\frac{3\pi}{10}, \frac{\pi}{2}\right]$ .

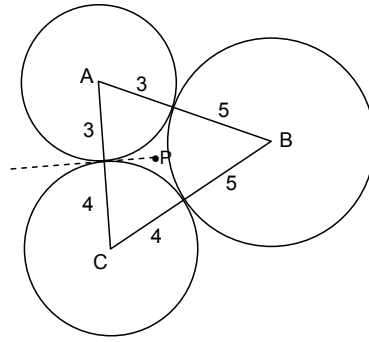
**Q3.** Circles with radii 3, 4 and 5 touch each other externally if P is the point of intersection of tangents to these circles at their points of contact. Find the distance of P from the points of contact.

**Sol.** Let A, B, C be the centre of the three circles.  
Clearly the point P is the in-centre of the  $\Delta ABC$ , and hence

$$r = \frac{\Delta}{s} = \frac{\sqrt{s(s-a)(s-b)(s-c)}}{s} = \sqrt{\frac{(s-a)(s-b)(s-c)}{s}}$$

Now  $2s = 7 + 8 + 9 = 24 \Rightarrow s = 12$ .

Hence  $r = \sqrt{\frac{5 \cdot 4 \cdot 3}{12}} = \sqrt{5}$ .



**Q4.** Find the equation of the plane containing the line  $2x - y + z - 3 = 0$ ,  $3x + y + z = 5$  and at a distance of  $\frac{1}{\sqrt{6}}$  from the point  $(2, 1, -1)$ .

**Sol.** Let the equation of plane be  $(3\lambda + 2)x + (\lambda - 1)y + (\lambda + 1)z - 5\lambda - 3 = 0$

$$\Rightarrow \left| \frac{6\lambda + 4 + \lambda - 1 - \lambda - 1 - 5\lambda - 3}{\sqrt{(3\lambda + 2)^2 + (\lambda - 1)^2 + (\lambda + 1)^2}} \right| = \frac{1}{\sqrt{6}}$$

$$\Rightarrow 6(\lambda - 1)^2 = 11\lambda^2 + 12\lambda + 6 \Rightarrow \lambda = 0, -\frac{24}{5}$$

$\Rightarrow$  The planes are  $2x - y + z - 3 = 0$  and  $62x + 29y + 19z - 105 = 0$ .

**Q5.** If  $|f(x_1) - f(x_2)| < (x_1 - x_2)^2$ , for all  $x_1, x_2 \in \mathbb{R}$ . Find the equation of tangent to the curve  $y = f(x)$  at the point  $(1, 2)$ .

**Sol.**  $|f(x_1) - f(x_2)| < (x_1 - x_2)^2$   
 $\Rightarrow \lim_{x_1 \rightarrow x_2} \left| \frac{f(x_1) - f(x_2)}{x_1 - x_2} \right| < \lim_{x_1 \rightarrow x_2} |x_1 - x_2| \Rightarrow |f'(x)| < \delta \Rightarrow f'(x) = 0$ .

Hence  $f(x)$  is a constant function and  $P(1, 2)$  lies on the curve.

$\Rightarrow f(x) = 2$  is the curve.

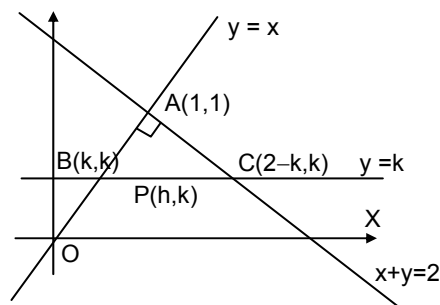
Hence the equation of tangent is  $y - 2 = 0$ .

**Q6.** If total number of runs scored in  $n$  matches is  $\left(\frac{n+1}{4}\right)(2^{n+1} - n - 2)$  where  $n > 1$ , and the runs scored in the  $k^{\text{th}}$  match are given by  $k \cdot 2^{n+1-k}$ , where  $1 \leq k \leq n$ . Find  $n$ .

**Sol.** Let  $S_n = \sum_{k=1}^n k \cdot 2^{n+1-k} = 2^{n+1} \sum_{k=1}^n k \cdot 2^{-k} = 2^{n+1} \cdot 2 \left[ 1 - \frac{1}{2^n} - \frac{n}{2^{n+1}} \right]$  (sum of the A.G.P.)  
 $= 2[2^{n+1} - 2 - n]$   
 $\Rightarrow \frac{n+1}{4} = 2 \Rightarrow n = 7$ .

**Q7.** The area of the triangle formed by the intersection of a line parallel to  $x$ -axis and passing through  $P(h, k)$  with the lines  $y = x$  and  $x + y = 2$  is  $4h^2$ . Find the locus of the point  $P$ .

**Sol.** Area of triangle  $= \frac{1}{2} \cdot AB \cdot AC = 4h^2$   
 and  $AB = \sqrt{2} |k - 1| = AC$   
 $\Rightarrow 4h^2 = \frac{1}{2} \cdot 2 \cdot (k - 1)^2$   
 $\Rightarrow k - 1 = \pm 2h$   
 $\Rightarrow$  locus is  $y = 2x + 1, y = -2x + 1$ .



**Q8.** Evaluate  $\int_0^{\pi} e^{|\cos x|} \left( 2 \sin\left(\frac{1}{2} \cos x\right) + 3 \cos\left(\frac{1}{2} \cos x\right) \right) \sin x \, dx$ .

**Sol.** 
$$I = \int_0^{\pi} e^{|\cos x|} \left( 2 \sin\left(\frac{1}{2} \cos x\right) + 3 \cos\left(\frac{1}{2} \cos x\right) \right) \sin x \, dx$$

$$= 6 \int_0^{\pi/2} e^{\cos x} \sin x \cos\left(\frac{1}{2} \cos x\right) dx \quad \left( \because \int_0^{2a} f(x) dx = \begin{cases} 0, & \text{if } f(2a-x) = -f(x) \\ 2 \int_0^a f(x) dx, & \text{if } f(2a-x) = f(x) \end{cases} \right)$$

Let  $\cos x = t$

$$I = 6 \int_0^1 e^t \cos\left(\frac{t}{2}\right) dt$$

$$= \frac{24}{5} \left( e \cos\left(\frac{1}{2}\right) + \frac{e}{2} \sin\left(\frac{1}{2}\right) - 1 \right).$$

**Q9.** Incident ray is along the unit vector  $\hat{v}$  and the reflected ray is along the unit vector  $\hat{w}$ . The normal is along unit vector  $\hat{a}$  outwards. Express  $\hat{w}$  in terms of  $\hat{a}$  and  $\hat{v}$ .

**Sol.**  $\hat{v}$  is unit vector along the incident ray and  $\hat{w}$  is the unit vector along the reflected ray. Hence  $\hat{a}$  is a unit vector along the external bisector of  $\hat{v}$  and  $\hat{w}$ . Hence

$$\hat{w} - \hat{v} = \lambda \hat{a}$$

$$\Rightarrow 1 + 1 - \hat{w} \cdot \hat{v} = \lambda^2$$

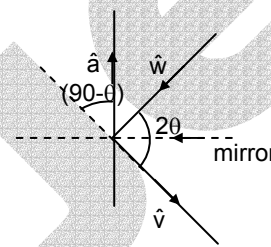
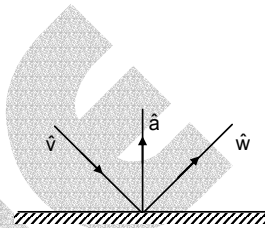
$$\text{or } 2 - 2 \cos 2\theta = \lambda^2$$

$$\text{or } \lambda = 2 \sin \theta$$

where  $2\theta$  is the angle between  $\hat{v}$  and  $\hat{w}$ .

$$\text{Hence } \hat{w} - \hat{v} = 2 \sin \theta \hat{a} = 2 \cos(90^\circ - \theta) \hat{a} = -(2\hat{a} \cdot \hat{v}) \hat{a}$$

$$\Rightarrow \hat{w} = \hat{v} - 2(\hat{a} \cdot \hat{v}) \hat{a}.$$



**Q10.** Tangents are drawn from any point on the hyperbola  $\frac{x^2}{9} - \frac{y^2}{4} = 1$  to the circle  $x^2 + y^2 = 9$ . Find the locus of mid-point of the chord of contact.

**Sol.** Any point on the hyperbola  $\frac{x^2}{9} - \frac{y^2}{4} = 1$  is  $(3 \sec \theta, 2 \tan \theta)$ .

Chord of contact of the circle  $x^2 + y^2 = 9$  with respect to the point  $(3 \sec \theta, 2 \tan \theta)$  is

$$3 \sec \theta \cdot x + 2 \tan \theta \cdot y = 9 \quad \dots(1)$$

Let  $(x_1, y_1)$  be the mid-point of the chord of contact.

$$\Rightarrow \text{equation of chord in mid-point form is } xx_1 + yy_1 = x_1^2 + y_1^2 \quad \dots(2)$$

Since (1) and (2) represent the same line,

$$\frac{3 \sec \theta}{x_1} = \frac{2 \tan \theta}{y_1} = \frac{9}{x_1^2 + y_1^2}$$

$$\Rightarrow \sec \theta = \frac{9x_1}{3(x_1^2 + y_1^2)}, \quad \tan \theta = \frac{9y_1}{2(x_1^2 + y_1^2)}$$

$$\text{Hence } \frac{81x_1^2}{9(x_1^2 + y_1^2)^2} - \frac{81y_1^2}{4(x_1^2 + y_1^2)^2} = 1$$

$$\Rightarrow \text{the required locus is } \frac{x^2}{9} - \frac{y^2}{4} = \left( \frac{x^2 + y^2}{9} \right)^2.$$

- Q11.** Find the equation of the common tangent in 1<sup>st</sup> quadrant to the circle  $x^2 + y^2 = 16$  and the ellipse  $\frac{x^2}{25} + \frac{y^2}{4} = 1$ . Also find the length of the intercept of the tangent between the coordinate axes.

**Sol.** Let the equations of tangents to the given circle and the ellipse respectively be

$$y = mx + 4\sqrt{1+m^2}$$

$$\text{and } y = mx + \sqrt{25m^2 + 4}$$

Since both of these represent the same common tangent,

$$4\sqrt{1+m^2} = \sqrt{25m^2 + 4}$$

$$\Rightarrow 16(1+m^2) = 25m^2 + 4$$

$$\Rightarrow m = \pm \frac{2}{\sqrt{3}}$$

The tangent is at a point in the first quadrant  $\Rightarrow m < 0$ .

$\Rightarrow m = -\frac{2}{\sqrt{3}}$ , so that the equation of the common tangent is

$$y = -\frac{2}{\sqrt{3}}x + 4\sqrt{\frac{7}{3}}$$

It meets the coordinate axes at  $A(2\sqrt{7}, 0)$  and  $B(0, 4\sqrt{\frac{7}{3}})$

$$\Rightarrow AB = \frac{14}{\sqrt{3}}$$

- Q12.** If length of tangent at any point on the curve  $y = f(x)$  intercepted between the point and the x-axis is of length 1. Find the equation of the curve.

**Sol.** Length of tangent =  $\left| y \sqrt{1 + \left(\frac{dx}{dy}\right)^2} \right| \Rightarrow 1 = y^2 \left[ 1 + \left(\frac{dx}{dy}\right)^2 \right]$

$$\Rightarrow \frac{dy}{dx} = \pm \frac{y}{\sqrt{1-y^2}} \Rightarrow \int \frac{\sqrt{1-y^2}}{y} dy = \pm x + c.$$

Writing  $y = \sin \theta$ ,  $dy = \cos \theta d\theta$  and integrating, we get the equation of the curve as

$$\sqrt{1-y^2} + \ln \left| \frac{1-\sqrt{1-y^2}}{y} \right| = \pm x + c.$$

- Q13.** Find the area bounded by the curves  $x^2 = y$ ,  $x^2 = -y$  and  $y^2 = 4x - 3$ .

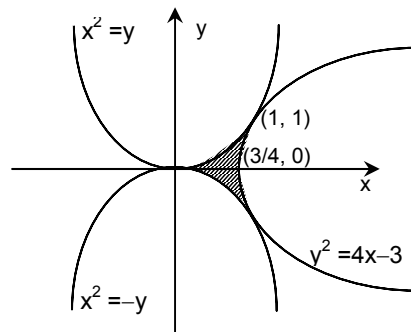
**Sol.** The region bounded by the given curves  $x^2 = y$ ,  $x^2 = -y$  and  $y^2 = 4x - 3$  is symmetrical about the x-axis. The parabolas  $x^2 = y$  and  $y^2 = 4x - 3$  touch at the point (1, 1). Moreover the vertex of the curve

$$y^2 = 4x - 3 \text{ is at } \left(\frac{3}{4}, 0\right).$$

Hence the area of the region

$$= 2 \left[ \int_0^1 x^2 dx - \int_{3/4}^1 \sqrt{4x-3} dx \right]$$

$$= 2 \left[ \left(\frac{x^3}{3}\right)_0^1 - \frac{1}{6} \left((4x-3)^{3/2}\right)_{3/4}^1 \right] = 2 \left[ \frac{1}{3} - \frac{1}{6} \right] = \frac{1}{3} \text{ sq. units.}$$



**Q14.** If one of the vertices of the square circumscribing the circle  $|z - 1| = \sqrt{2}$  is  $2 + \sqrt{3}i$ . Find the other vertices of square.

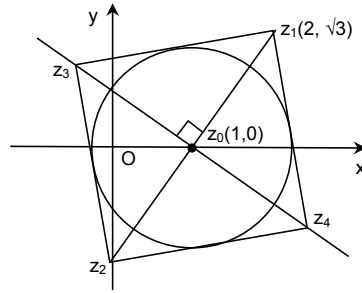
**Sol.** Since centre of circle i.e.  $(1, 0)$  is also the mid-point of diagonals of square

$$\Rightarrow \frac{z_1 + z_2}{2} = z_0 \Rightarrow z_2 = -\sqrt{3}i$$

$$\text{and } \frac{z_3 - 1}{z_1 - 1} = e^{\pm i\pi/2}$$

$\Rightarrow$  other vertices are

$$z_3, z_4 = (1 - \sqrt{3}) + i \text{ and } (1 + \sqrt{3}) - i.$$



**Q15.** If  $f(x - y) = f(x) \cdot g(y) - f(y) \cdot g(x)$  and  $g(x - y) = g(x) \cdot g(y) + f(x) \cdot f(y)$  for all  $x, y \in \mathbb{R}$ . If right hand derivative at  $x = 0$  exists for  $f(x)$ . Find derivative of  $g(x)$  at  $x = 0$ .

**Sol.**  $f(x - y) = f(x) \cdot g(y) - f(y) \cdot g(x)$  ... (1)

Put  $x = y$  in (1), we get

$$f(0) = 0$$

put  $y = 0$  in (1), we get

$$g(0) = 1.$$

$$\text{Now, } f'(0^+) = \lim_{h \rightarrow 0^+} \frac{f(0+h) - f(0)}{h} = \lim_{h \rightarrow 0^+} \frac{f(0)g(-h) - g(0)f(-h) - f(0)}{h}$$

$$= \lim_{h \rightarrow 0^+} \frac{f(-h)}{-h} \quad (\because f(0) = 0)$$

$$= \lim_{h \rightarrow 0^+} \frac{f(0-h) - f(0)}{-h}$$

$$= f'(0^-).$$

Hence  $f(x)$  is differentiable at  $x = 0$ .

Put  $y = x$  in  $g(x - y) = g(x) \cdot g(y) + f(x) \cdot f(y)$ .

$$\text{Also } f^2(x) + g^2(x) = 1$$

$$\Rightarrow g^2(x) = 1 - f^2(x)$$

$$\Rightarrow 2g'(0)g(0) = -2f(0)f'(0) = 0 \Rightarrow g'(0) = 0.$$

**Q16.** If  $p(x)$  be a polynomial of degree 3 satisfying  $p(-1) = 10$ ,  $p(1) = -6$  and  $p(x)$  has maximum at  $x = -1$  and  $p'(x)$  has minima at  $x = 1$ . Find the distance between the local maximum and local minimum of the curve.

**Sol.** Let the polynomial be  $P(x) = ax^3 + bx^2 + cx + d$

According to given conditions

$$P(-1) = -a + b - c + d = 10$$

$$P(1) = a + b + c + d = -6$$

$$\text{Also } P'(-1) = 3a - 2b + c = 0$$

$$\text{and } P''(1) = 6a + 2b = 0 \Rightarrow 3a + b = 0$$

Solving for  $a, b, c, d$  we get

$$P(x) = x^3 - 3x^2 - 9x + 5$$

$$\Rightarrow P'(x) = 3x^2 - 6x - 9 = 3(x+1)(x-3)$$

$\Rightarrow x = -1$  is the point of maximum and  $x = 3$  is the point of minimum.

Hence distance between  $(-1, 10)$  and  $(3, -22)$  is  $4\sqrt{65}$  units.

**Q17.**  $f(x)$  is a differentiable function and  $g(x)$  is a double differentiable function such that  $|f(x)| \leq 1$  and  $f'(x) = g(x)$ . If  $f^2(0) + g^2(0) = 9$ . Prove that there exists some  $c \in (-3, 3)$  such that  $g(c) \cdot g''(c) < 0$ .

**Sol.** Let us suppose that both  $g(x)$  and  $g''(x)$  are positive for all  $x \in (-3, 3)$ .

Since  $f^2(0) + g^2(0) = 9$  and  $-1 \leq f(x) \leq 1$ ,  $2\sqrt{2} \leq g(0) \leq 3$ .

From  $f'(x) = g(x)$ , we get

$$f(x) = \int_{-3}^x g(x)dx + f(-3).$$

Moreover,  $g''(x)$  is assumed to be positive

$\Rightarrow$  the curve  $y = g(x)$  is open upwards.

If  $g(x)$  is decreasing, then for some value of  $x$   $\int_{-3}^x g(x)dx >$  area of the rectangle  $(0 - (-3))2\sqrt{2}$

$\Rightarrow f(x) > 2\sqrt{2} \times 3 - 1$  i.e.  $f(x) > 1$  which is a contradiction.

If  $g(x)$  is increasing, for some value of  $x$   $\int_{-3}^x g(x)dx >$  area of the rectangle  $(3 - 0)2\sqrt{2}$

$\Rightarrow f(x) > 2\sqrt{2} \times 3 - 1$  i.e.  $f(x) > 1$  which is a contradiction.

If  $g(x)$  is minimum at  $x = 0$ , then  $\int_{-3}^x g(x)dx >$  area of the rectangle  $(3 - 0)2\sqrt{2}$

$\Rightarrow f(x) > 2\sqrt{2} \times 6 - 1$  i.e.  $f(x) > 1$  which is a contradiction.

Hence  $g(x)$  and  $g''(x)$  cannot be both positive throughout the interval  $(-3, 3)$ .

Similarly we can prove that  $g(x)$  and  $g''(x)$  cannot be both negative throughout the interval  $(-3, 3)$ .

Hence there is atleast one value of  $c \in (-3, 3)$  where  $g(x)$  and  $g''(x)$  are of opposite sign

$\Rightarrow g(c) \cdot g''(c) < 0$ .

**Alternate:**

$$\int_0^3 g(x)dx = \int_0^3 f'(x)dx = f(3) - f(0)$$

$$\Rightarrow \left| \int_0^3 g(x)dx \right| < 2 \quad \dots\dots(1)$$

$$\text{In the same way } \left| \int_{-3}^0 g(x)dx \right| < 2 \quad \dots\dots(2)$$

$$\Rightarrow \left| \int_0^3 g(x)dx \right| + \left| \int_{-3}^0 g(x)dx \right| < 4 \quad \dots\dots(3)$$

$$\text{From } (f(0))^2 + (g(0))^2 = 9$$

we get

$$2\sqrt{2} < g(0) < 3 \quad \dots\dots(4)$$

$$\text{or } -3 < g(0) < -2\sqrt{2} \quad \dots\dots(5)$$

**Case I:**  $2\sqrt{2} < g(0) < 3$

Let  $g(x)$  is concave upward  $\forall x \in (-3, 3)$  then the area

$$\left| \int_{-3}^0 g(x)dx \right| + \left| \int_0^3 g(x)dx \right| > 6\sqrt{2}$$

which is a contradiction from equation (3).

$\therefore g(x)$  will be concave downward for some  $c \in (-3, 3)$  i.e.  $g''(c) < 0$   $\dots\dots(6)$

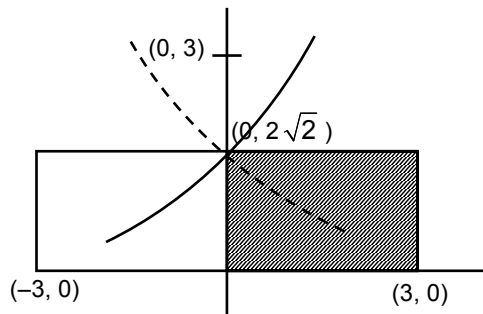
also at that point  $c$

$g(c)$  will be greater than  $2\sqrt{2}$

$$\Rightarrow g(c) > 0 \quad \dots\dots(7)$$

From equation (6) and (7)

$g(c) \cdot g''(c) < 0$  for some  $c \in (-3, 3)$ .



**Case II:**  $-3 < g(0) < -2\sqrt{2}$

Let  $g(x)$  is concave downward  $\forall x \in (-3, 3)$  then the area

$$\left| \int_{-3}^0 g(x) dx \right| + \left| \int_0^3 g(x) dx \right| > 6\sqrt{2}$$

which is a contradiction from equation (3).

$\therefore g(x)$  will be concave upward for some  $c \in (-3, 3)$  i.e.  $g''(c) > 0$  .....(8)

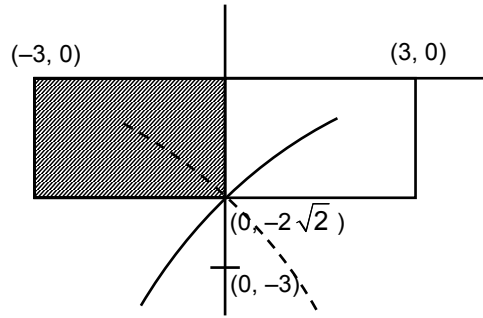
also at that point  $c$

$g(c)$  will be less than  $-2\sqrt{2}$

$\Rightarrow g(c) < 0$  .....(9)

From equation (8) and (9)

$g(c) \cdot g''(c) < 0$  for some  $c \in (-3, 3)$ .



**Q18.** If  $\begin{bmatrix} 4a^2 & 4a & 1 \\ 4b^2 & 4b & 1 \\ 4c^2 & 4c & 1 \end{bmatrix} \begin{bmatrix} f(-1) \\ f(1) \\ f(2) \end{bmatrix} = \begin{bmatrix} 3a^2 + 3a \\ 3b^2 + 3b \\ 3c^2 + 3c \end{bmatrix}$ ,  $f(x)$  is a quadratic function and its maximum value occurs at a

point  $V$ .  $A$  is a point of intersection of  $y = f(x)$  with  $x$ -axis and point  $B$  is such that chord  $AB$  subtends a right angle at  $V$ . Find the area enclosed by  $f(x)$  and chord  $AB$ .

**Sol.** Let we have

$$4a^2 f(-1) + 4a f(1) + f(2) = 3a^2 + 3a \quad \dots (1)$$

$$4b^2 f(-1) + 4b f(1) + f(2) = 3b^2 + 3b \quad \dots (2)$$

$$4c^2 f(-1) + 4c f(1) + f(2) = 3c^2 + 3c \quad \dots (3)$$

Consider a quadratic equation

$$4x^2 f(-1) + 4x f(1) + f(2) = 3x^2 + 3x \quad \dots (4)$$

$$\text{or } [4f(-1) - 3]x^2 + [4f(1) - 3]x + f(2) - 3 = 0 \quad \dots (4)$$

As equation (4) has three roots i.e.  $x = a, b, c$ . It is an identity.

$$\Rightarrow f(-1) = \frac{3}{4}, f(1) = \frac{3}{4} \text{ and } f(2) = 0$$

$$\Rightarrow f(x) = \frac{(4-x^2)}{4} \quad \dots (5)$$

Let point  $A$  be  $(-2, 0)$  and  $B$  be  $(2t, -t^2 + 1)$

Now as  $AB$  subtends a right angle at the vertex  $V(0, 1)$

$$\frac{1}{2} \times \frac{-t^2}{2t} = -1 \Rightarrow t = 4$$

$$\Rightarrow B \equiv (8, -15)$$

$$\therefore \text{Area} = \int_{-2}^8 \left( \frac{4-x^2}{4} + \frac{3x+6}{2} \right) dx = \frac{125}{3} \text{ sq. units.}$$

