



JAWAHARLAL INSTITUTE OF POST GRADUATE MEDICAL EDUCATION & RESEARCH (JIPMER)

**(An Autonomous Organisation and an Institution of National Importance under
Ministry of Health & Family Welfare, Govt. of India)**

Dhanvantri Nagar, Puducherry – 605006.



JULY 2012 SESSION

PROSPECTUS

MBBS COURSE

UG ADMISSIONS

IMPORTANT DATES

On-line Access to Application on JIPMER Website: www.jipmer.edu.in	From 28-03-2012 to 27-04-2012
Last date for receipt of Completed Applications	01-05-2012 (Tuesday) 4.30 pm
Hall Ticketson Website	12-05-2012 (Saturday)
Entrance Examination	27-05-2012 (Sunday)
Expected date of declaration of results	Within 2 weeks
Allotment of seat by personal appearance	11-07-2012 (Wednesday) & 12-07-2012 (Thursday)
Commencement of Course	18-07-2012 (Wednesday)
Close of Admission for MBBS Course 2012	29-09-2012 (Saturday)

Results will be displayed only in the Notice Board of Academic Section, JIPMER
&

In JIPMER website www.jipmer.edu.in

Selected/Waitlisted Candidates will NOT be informed individually by post, telephone, etc.,

APPLICATION & EXAMINATION FEE

For Unreserved – UR/Other Backward Classes-OBC: Rs. 1000/-
For Scheduled Caste-SC/Scheduled Tribe-ST : Rs. 800/-

Please NOTE

***Submission of applications through On-line process only.**

*Applicants are required to send the On-line printed form with the application number by post, duly completed in all respects along with Proof for payment/Demand Draft. Copies of certificates duly attested, are to be enclosed wherever applicable. **Only then, Hall Ticket will be issued to them.**

*The hall tickets will be uploaded in the website which can be downloaded.

*Biometric fingerprint and image capturing will be done for all candidates during the Examination. Candidates will be required to go through similar biometric verification for being permitted to the counseling if selected for the same.

*Overseas Citizen of India (OCI) are also eligible to apply for admission.



JAWAHARLAL INSTITUTE OF POST-GRADUATE MEDICAL EDUCATION & RESEARCH (JIPMER)

PUDUCHERRY

**(An Autonomous Organisation and an Institution of National Importance under
Ministry of Health & Family Welfare, Govt. of India)**

PROSPECTUS FOR ADMISSION TO M.B.B.S. COURSE SESSION JULY 2012

This Prospectus sets out to provide....

- (1) General information.
- (2) Eligibility for admission to M.B.B.S. course.
- (3) Seat matrix and application procedure.
- (4) Process of Entrance Examination and admission.
- (5) Regulations relevant to MBBS course.
- (6) Other related information.

CONTENTS

GENERAL INFORMATION		
1	Important Dates	2
2	About JIPMER	5
3	Objectives of M.B.B.S. Education	6
4	Distribution of Seats	6
5	Definition of Categories	7
6	Eligibility for Admission	10
APPLICATION		
7	Centres for Entrance Examination	12
8	Application Procedure	12
ENTRANCE EXAMINATION		
9	Hall Ticket for Entrance Examination	15
10	Instructions in the Examination Hall	16
11	Method of Examination	18
12	The Answer Sheet	18
REGULATIONS		
13	Admission Regulations	
	- Method of Selection	20
	- Merit List	21
	- Certificates to be produced	22
	- Fees Structure	23
14	Checklist for Submission	25
ANNEXURE		
15	I- Name of the 12 th Class Examination and the	26
	II- Model Questions - Sample	27
	III- Instructions for Marking the Answer Sheet	28
	IV- SC/ST Certificate Model Form	29
	V- OBC Certificate Model Form	30
16	Important Note	31
17	Instructions for Photographs	32
18	Back Cover Page	33

Candidates are advised to keep photocopies of their completed forms for their own records and for any future correspondence if required.

ABOUT JIPMER

- ◆ Jawaharlal Institute of Postgraduate Medical Education and Research, Puducherry (JIPMER) under Government of India since the year 1956, is one of the leading Medical Institutions of India. Spread over a sprawling 195 acre campus in an urban locale of Puducherry (formerly Pondicherry), JIPMER is 170 kms. by road from Chennai.

JIPMER has been declared as an Institution of National Importance by a Parliamentary Act, i.e. JIPMER, Puducherry, Act, 2008. A copy of the Act was Gazette notified on 14-7-2008 to enforce this Act. Prior to this the Institute was functioning under the administrative control of Directorate General of Health Service, Ministry of Health and Family Welfare, New Delhi.

The Institution is now empowered to award Medical Degrees, Diplomas, etc., under the clauses 23 & 24 of the said Act. Such Degrees / Diploma, etc., shall be deemed to be included in the schedules to the respective Acts governing Medical Council of India, Indian Nursing Council and Dental Council of India, entitling the holders to the same privileges as those attached to the equivalent awards from the recognized Universities of India.

- ◆ Admission to M.B.B.S. Course for 127 seats is through an Entrance Examination conducted by JIPMER at various centers once every year. In addition 18 seats are ear marked for the Central Pool Scheme by the Ministry of Health & Family Welfare, Govt. of India. The beneficiary agencies are identified by the Ministry. JIPMER neither receives applications nor will answer any queries with regard to these seats.
- ◆ JIPMER imparts Undergraduate (UG), Postgraduate (PG) and Superspeciality Medical Training through a working hospital (JIPMER Hospital) with a bed strength of 1500 and a Nursing College. M.B.B.S., B.Sc. M.Sc., M.D., M.S., Degree Courses are offered in 32 various disciplines. Superspeciality departments of Cardiology, Neurology, Cardiothoracic Surgery, Neurosurgery, Urology& Neonatology, Clinical Immunology, Clinical Pharmacology, Clinical Haematology and Surgical Gastroenterology also offer D.M./M.Ch. Courses. Fellowship courses are available in four disciplines. Full-time Ph.D. Programmes are available in six disciplines.
- ◆ JIPMER aims to provide high quality learning environment for those undertaking taught and research degrees awarded by JIPMER in the Faculty of Medicine. Teaching and Training for M.B.B.S. Degree at JIPMER is focused on health improvement, disease prevention and cure as well as fundamental understanding. All medical graduates must meet the core outcomes set by the Medical Council of India (MCI).
- ◆ JIPMER ensures that teaching methods employed, facilities and content of the programme are in line with the latest innovations with a strong science base. JIPMER promotes teaching and training through small seminars, didactic lectures, wide range of clinical and laboratory experiences, independent thinking and relevant research. JIPMER Hospital provides free medical care accessible to poorer sections of society.

OBJECTIVES OF UNDER GRADUATE (UG) MEDICAL EDUCATION AT JIPMER:

- ◇ To integrate basic and clinical sciences with intensive clinical mentoring and community based training.
- ◇ To facilitate students' knowledge with hands on training.
- ◇ To assess competency based learning after specified period.
- ◇ To meet the core outcomes set by Medical Council of India (MCI) for Graduate medical education.

DURATION OF M.B.B.S. COURSE:

Duration of the course is 4 years and 6 months as per the Academic Calendar of JIPMER followed by 1 year of Compulsory Rotatory Internship.

DISTRIBUTION OF SEATS:

* Number of seats to be filled for MBBS 2012 session through competitive entrance examination conducted by JIPMER is represented here under

(A)	Unreserved (UR)	43
(B)	Other Backward Classes (OBC)	22
(C)	Scheduled Caste (SC)	13
(D)	Scheduled Tribe (ST)	09
(E)	Puducherry Unreserved (P-UR)	22
(F)	Puducherry Other Backward Classes (P-OBC)	12
(G)	Puducherry Scheduled Caste (P-SC)	06
	Total	127
(H)	OPH – From above 3% seats are allotted to eligible OPH candidates on horizontal reservation basis	

* The number and distribution of seats may vary depending upon the periodic directives / decisions from Competent Authorities.

INSTRUCTIONS FOR OVERSEAS CITIZEN OF INDIA (OCI)

OCI can also compete for regular seats by appearing in the Entrance Examination and will be considered for admission under the Unreserved category.

OCI registered under section 7A of Citizenship Act 1955 are also eligible to appear in this test for the 127 seats available and all terms and conditions applicable for Indian Nationals given in this Prospectus will be applicable to them. The candidate will submit proof of Registration as OCI under section 7A of Citizenship Act 1955 along with the application to be eligible to appear for this test.

DEFINITIONS OF CATEGORIES

- (i) **Unreserved (UR)** means a candidate who is an Indian national satisfying the requirement of eligibility as prescribed by the Medical Council of India.
- (ii) **Other Backward Classes (OBC)**- Candidates whose sub caste tallies with Central List of OBC. OBC candidates claiming reservation of seat should not belong to Creamy Layer. OBC Certificate must be in the format as mentioned in the Annexure V. The certificate issued by the competent Revenue Authority (vide Annexure-V) should be enclosed with the Application Form.
 - OBC candidates claiming reservation of seat should not belong to Creamy Layer. The last three year's Income Tax Returns of their parents as proof of Non-Creamy Layer status should be produced at the time of counseling along with the original OBC Certificate to verify the claim of a seat under this category by the Applicant.
 - A certificate from competent Revenue Authority can be produced in case the parents are not filing any income tax.
 - Wherever parents are employed in Government/Public Sector Enterprises, a recent certificate from their employer indicating their designation and class has also to be submitted for their claim of seat under OBC category.

- (iii) **Scheduled Caste / Tribe (SC / ST)** - The seats for MBBS course are reserved for the candidates belonging to Scheduled Castes (SC) / Scheduled Tribes (ST) as per Government Instructions, provided candidates fulfill the minimum admission requirements prescribed by the Institute for the purpose. The candidate belonging to Scheduled Castes/Tribes are required to furnish certificate from the District Magistrate/Additional District Magistrate/Collector/1st Class Stipendiary Magistrate/Sub Divisional Magistrate, TalukaMagistrate/Executive Magistrate/Extra Assistant Chief Presidency Magistrate/Presidency Magistrate, Revenue Officer not below the rank of Tahsildar, Sub Divisional Officer of the area where the candidate and/or his family normally resides, Administrator/Secretary to Administrator/Development Officer (Lakshdweep islands) in support of their claims (vide Annexure IV). **If the certificates are not in English an English translation of their caste certificate duly attested by a Gazetted Officer should also be produced.**
- (iv) **Puducherry Unreserved (P-UR)** -Applicant who is a Puducherry resident and an Indian National with
- (a) Candidate / his or her parents residing continuously in the Union Territory of Puducherry for **atleast five years** immediately preceding the date of application.
- (b) Children of Central / State Government servants, including employees of Public Sector undertaking under the Central / State Government posted and serving in the Union Territory of Puducherry for at least a minimum period of **ONE year** prior to the last date for submission of application.
- (v) **Puducherry Other Backward Classes (P-OBC)** means a candidate satisfying the afore mentioned definitions of categories (ii) as well as iv (a) / (b).
- (vi) **Puducherry Scheduled Caste (P-SC)** means a candidate satisfying the afore mentioned definitions of categories (iii) as well as iv (a) / (b).
- (VII) **OPH– Orthopedic Physically Challenged** – the term is applicable to persons with locomotor disability confined only to lower limbs between 50% to 70% who would be allowed the benefit of reservation under the Disability Act for admission in the medicine courses. Orthopaedic Physically Challenged: (3%)
- a) 3% reservations for orthopaedic physically challenged shall be provided on horizontal basis, in the seats available as per their rank in the merit. In case suitable candidates are not available from the above three reserved categories and orthopaedically challenged, the vacant seats will be filled by the candidates from the general category.
- b) Other Criteria for Orthopaedic Physically Challenged: The candidate must possess a valid document certifying his/her physical disability conforming to judgment of Supreme Court of India i.e.

- i. With the approval of the Ministry of Health & Family Welfare, Govt. of India vide letter no. 18018/2/2009-ME (P-1) dated 17.02.2009 it has been decided that while providing reservation in admission to medical course in the first instance candidates with disability of lower limbs between 50% to 70% shall be considered and in case such candidates are not available then candidates with disability of lower limbs between 40% to 50% will also be considered for admission subject to the outcome in the Writ Petition (Civil) 184/2005- Dr. Kumar Sourav Vs. UOI & others pending in the Supreme Court of India.
- ii. **Person suffering from not less than 40% of relevant disability shall alone be eligible for the benefit of reservation and other relaxations as permissible under the rules.**
- iii. The disability certificate should be produced by a duly constituted and authorized Medical Board of the State or Central Govt. Hospitals/Institutions.
- iv. This condition shall apply to admission in all medicine courses for reserved seats. 3% of seats are available on a horizontal reservation basis for this challenged category.

OPH candidates should submit an attested copy of the Medical Certificate in support of disability as mentioned above at the time of application and if selected, they will have to produce the Original Medical Certificate at the time of Counseling and he/she also should appear before a Medical Board of JIPMER and obtain a valid Disability Certificate prior to admission. The reservation for Physically Challenged is according to the availability of eligible candidates.

(vii) Overseas Citizen of India (OCI) means as follows:

OCI registered under section 7A of Citizenship Act 1955. The candidate will submit proof of Registration as OCI under section 7A of Citizenship Act 1955 along with the application to be eligible to appear to this test.

Application not accompanied with this certificates shall be summarily rejected.

Attested copies of OBC/SC/ST Certificate, Medical Certificates in support of disability must be enclosed with the Application Forms wherever applicable. These certificates must have been obtained on or after September 2011. The applications received without OBC certificates will be considered only under Unreserved category. The applications received without the SC/ST certificates will be rejected.

ELIGIBILITY CRITERIA FOR ADMISSION TO MBBS COURSE AT JIPMER:

- (i) The Applicant should be an Indian National.
- (ii) He/She has completed age of 17 years at the time of admission or will **complete the age on or before 31st December 2012**, the year of his/her admission to the 1st year M.B.B.S., i.e. they should have been **born on or before 01-01-1996**.

(Request for relaxation from the prescribed age limit will not be considered for any category of applicants).

- (iii) The applicants should have passed the qualifying examinations in the manner mentioned below:

- (a) The Higher / Senior Secondary Examination or the Indian School Certificate Examination which is equivalent to 10+2 Higher / Senior Secondary Examination after a period of 12 years study, the last two years of such study comprising **Physics, Chemistry, Biology / Bio-technology and Mathematics**(which shall include practical tests in these subjects) or any other elective with English at a level not less than the core course for English as prescribed by the National Council of Educational Research and Training after introduction of the 10+2+3 educational structure as recommended by the National Committee on Education

- (b) The applicant must have passed in the subjects of **Physics, Chemistry, Biology / Bio-technology** and English individually and must have obtained a minimum of 50% marks taken together in **Physics, Chemistry, Biology / Bio-technology** at the qualifying examination and competitive entrance examination. For candidates belonging to the Scheduled Castes / Scheduled Tribe or Other Backward Classes / OPH the marks obtained in the Physics, Chemistry, Biology/ Bio-technology taken together in the qualifying examination and competitive entrance examination is 40%.

- (c) For OPH candidates in general category the minimum marks taken together in the qualifying examination and competitive entrance examination will be 45%

Annexure - I lists the examinations recognized by JIPMER

- (d) The Candidates who have passed the qualifying examination other than those mentioned in the list appended in Annexure – I, will have to submit an **Eligibility Certificate** before admission is finalized. Obtaining such an **Eligibility Certificate from Association of Indian Universities, New Delhi** is essential to foreign nationals nominated by the Central Government for admission to JIPMER M.B.B.S. Course.

(iv) For Foreign Nationals:

- (a) The nominations for foreign nationals if any are made only by the Govt. of India. Candidates are, therefore, advised to correspond with the Ministry of External Affairs, Govt. of India, New Delhi and not with this Institute.
- (b) JIPMER & the Ministry of Health & Family Welfare neither entertain requests for supply of application forms for admission nor receive applications directly for nominations of foreign candidates.

Applicants who have appeared or will be appearing in the qualifying examination in March/April 2012 and whose results have not yet been declared can also apply for admission, if other eligibility criteria (i) (ii)&(iii)

Please note that issue of hall ticket for the Entrance Examination does not necessarily mean the acceptance of eligibility for candidates whose results of qualifying examinations are yet to be declared

APPLICATIONS ARE LIABLE TO BE REJECTED IN THE FOLLOWING SITUATIONS:

1. Candidates who fail to fulfill the age criterion.
2. Candidates who fail to obtain the minimum stipulated marks in the qualifying examination (Higher Secondary or + 2)
3. Applications from candidates, who have registered on-line but not remitted the valid MICR Demand Draft along with the application, will not be accepted under any circumstances.
4. Candidates whose applications reach the office of the Academic Section, JIPMER after prescribed closing date. (*JIPMER is not responsible for any postal delay*).
5. Applications received without SC/ST community Certificates will be rejected summarily.
5. Faulty submissions with incomplete details in forms will be rejected summarily.

CENTRES FOR ENTRANCE EXAMINATION:

1 Bengaluru	2 Bhopal	3 Chandigarh
4 Chennai	5 Guwahati	6 Kolkata
7 Nagpur	8 New Delhi	9 Puducherry
10 Pune	11 Thiruvananthapuram	12 Vijayawada

In case sufficient numbers of candidates are not opting for a centre, the centre will be cancelled. The JIPMER reserves the right to allot any one of the above centres. The option once exercised is Final. Change of centre will not be permitted. Unforeseen events in any of the above centres will not entail *JIPMER* for conducting separate entrance exam for that centre.

In case any unforeseen circumstance, a centre can be cancelled at any point of time and a new centre can be allotted en block with due intimation in website. Candidates/Parents are therefore required to browse *JIPMER* website periodically for updated information.

APPLICATION

AVAILABILITY:

- [1] The application is available only on ONLINE. Completed application has to be posted with the Photograph, proof of payment with UR number (in case of transfer/ deposit in bank)/ Demand draft and necessary attested copy of certificate as proof of category.
- [2] **On Line Application:** JIPMER MBBS 2012 Applications has to be submitted by ON LINE process (Internet based) by accessing the website: www.jipmer.edu.in from **28-03-2012 to 27-04-2012**. The Prospectus can be downloaded from the available link.
- [3] Applicants may opt to remit the prescribed cost of the Prospectus cum Application Form (Examination fee included) through one of the following methods.
 - (a) **Bank Draft** M.I.C.R. Demand Draft for Rs.1000/- (For SC/ST: Rs.800/- only) issued by any Nationalized Bank, drawn in favour of "**Accounts Officer, JIPMER**" payable at Pondicherry.

(or)
 - (b) **On-line Payment** as per Instructions in Website.

APPLICATION NUMBER:

- [4] Applicants are required to note the Application Number which will be enabled after successful submission of data. This number must be written on the reverse of bank draft, and/or any certificates (OBC/OPH/SC/ST/OCI/NRI) submitted with the Application Form.
- [5] No candidate should submit more than one application. However, if submission of another application becomes necessary for any reason, the word 'Duplicate' and Form No. of earlier application should be clearly mentioned in red ink on top of second application.

FILLING UP THE FORM {Photos and Signature}:

- [6] The candidate is required to go through the prospectus carefully and acquaint himself / herself with all requirements and eligibility and submission deadlines.
- [7] **Candidate is advised to maintain the same signature in all documents.** If there is any discrepancy, admission will be annulled without any further correspondence.
- [8] Please read the instructions for photo given in this Prospectus.
- [9] **Photos submitted by the candidate should be identical** in the application form, in the hall ticket, in the exam hall and later at the time of counseling/admission. Any deviation will be subject to scrutiny.
- [10] Failure to sign in the appropriate places of the Application Form will lead to rejection of the Application without any further correspondence.
- [11] Furnishing false information or suppression of material information will entail disqualification and render the candidate unfit for admission. Admission if it has already been made is liable to be cancelled and disciplinary action initiated if false information is confirmed on verification.

RESERVED CATEGORIES:

- [12] **In case of Reserved Category**, attested copy of OBC (Non Creamy Layer)/SC/ST certificate or attested copy of Medical certificate in support of disability at the time of submission of completed application must be enclosed wherever applicable. The name of the caste should have been listed in the Central Notification of OBC/Scheduled Castes and Scheduled Tribes published by Government of India. (Refer to the Annexure of this Prospectus for the format in which the OBC/SC/ST).
- [13] The OPH Disability certificate should have been obtained on or after 01-10-2011.

DATE LINES:

- [14] It is in the interest of the candidate to send the filled in application by Registered or Speed Post / Courier.
- [15] **Last Date for receipt of filled in application at JIPMER is 01-05-2012 (Tuesday) 4.30 p.m.**
- [16] Hall Ticket will be uploaded in the JIPMER website from 12-05-2012. In case of any discrepancy, please contact the Academic Section with full particulars and proof of delivery of application in JIPMER. In case of wrong entry of the category in their application, the candidate is required to apply in writing to the Dean for any correction before 05-05-2012 with appropriate documentary proof for the category. No request after this date will be entertained.

INSTRUCTIONS FOR APPLICANTS

1. The candidates before submitting the application on online should first pay the non refundable application fee of Rs.1000/ (for UR/OBC) and Rs.800/ (for SC/ST) by obtaining a demand draft as mentioned above. The draft details are required while filling up on line form.
 2. Log on to www.jipmer.edu.in and navigate to link "apply online" MBBS Admission 2012.
 3. After due completion of all fields, your registration number for online will appear. Note this down for any future reference.
 4. Take print-out containing the registration number of your online Application.
 5. Affix your recent passport size photograph, signature and signature of the parent/guardian in the appropriate spaces indicated in the printed format.
 6. Completed Applications with the enclosures should be sent to **The Professor (Academic), JIPMER, Puducherry – 605 006** so as to reach on or before the prescribed closing date.
- **Note:** Applications must be sent in the format prescribed through JIPMER website for this admission. Applications sent in any other format (Xerox copies) are liable to be rejected. **Failure to sign and enclose the Demand Draft will lead to rejection of Application without any further correspondence.**
 - Hall Tickets will be uploaded only in respect of those applications received at the office of Professor, Academic, JIPMER on or before prescribed closing date with necessary enclosures and payment of prescribed fee.
 - **Prospectus can be downloaded through the appropriate link in www.jipmer.edu.in**
 - **Applicants are advised to keep photocopies of their completed application forms and a copy of the Prospectus download for their personal records and any future correspondence.**

THE APPLICATION PROCEDURE – HOW TO FILL-UP? :

Chart on submitting JIPMER MBBS application through on-line is given as “Instruction Flow” in Website www.jipmer.edu.in.

About the Photograph:

Please carefully read the instruction for photographs given in this Prospectus. Failure to comply to the instructions therein will render the application ineligible for Entrance Examination.

Please use any standard size envelope for dispatch of online application form with demand draft and certificates as necessary.

Request for change in any particulars including category in the Application Form after submission shall not be entertained under any circumstances.

Incomplete Application Forms or forms having over-writing/smudging shall be rejected.

Submission of more than One Application Form: *Candidates are required to submit only one Application Form. If a candidate submits more than one Application Form, his/her candidature is liable to be cancelled.*

HALL TICKET FOR THE ENTRANCE EXAMINATION:

- (1) Hall Ticket will be uploaded in the website which can be downloaded.
- (2) The Hall Ticket will bear the candidate's Roll Number, Name, Date of Birth, Father's Name, Image Clipping of Photograph with the Name and Address of the Entrance Examination Centre allotted. The candidate should carefully examine the Hall Ticket received by him/her for all the entries made therein. In case of any discrepancy, the candidate should immediately inform Academic Section, JIPMER. The details of the Examination Centre against the Roll Number will be made available in the JIPMER website: www.jipmer.edu.in any time after 12th May 2012. The candidates can log in with their application number and/or full name for knowing the centre of examination allotted to them.
- (3) Candidate must not mutilate the Hall Ticket or change any entry made therein.
- (4) **Candidates are advised to preserve their Hall Ticket which is mandatory for entry to the counseling and admission in July 2012.**

INSTRUCTIONS TO BE FOLLOWED IN THE EXAMINATION HALL:

1. **General Instructions:**

- (i) The Examination Hall will be opened 30 minutes before the commencement of the test.
- (ii) Biometric finger print and image capture will be done for every candidate on the day of Examination inside the examination hall by the authorized personnel.
- (iii) Candidates taking the Entrance Examination will be subjected to thorough frisking before being allowed into the hall at the stipulated time.
- (iv) The candidate must show, on demand, the Hall Ticket for admission in the Examination Hall. A candidate who does not possess the Hall Ticket issued by the JIPMER shall not be admitted to the Examination Hall under any circumstances by the Centre Superintendent.
- (v) During the examination time, the invigilator will check Hall Ticket of the candidates to satisfy himself/herself about the identity of each candidate.
- (vi) A seat with a roll number will be allotted to each candidate. Candidates must find out and occupy their allotted seats. If a candidate is found appearing in the Test from a seat or room other than the one allotted to him/her, his/her candidature shall be cancelled.
- (vii) A candidate who comes 30 minutes after the commencement of the examination shall not be permitted to sit in the examination. Candidate is not permitted to leave the Examination hall till the close of Examination.
- (viii) Candidates are not allowed to carry any textual material, printed or written, bits of papers, envelope or any other material except the Hall Ticket inside the Examination Hall.
- (ix) Pens, Calculators, Slide Rules, Log Tables, Geometry Box, Electronic Digital Watches with facilities of calculators, cellular phones, pagers or any other electronic gadget are not allowed inside the Examination Hall.
- (x) **Carry only the Hall Ticket inside the hall.**
- (xi) No candidate, without the special permission of the Centre Superintendent or the Invigilator concerned, will leave his/her seat or the Examination Room until the final bell is rung. Candidates should not leave the Hall without handing over their Answer Sheets to the invigilator on duty.
- (xii) **BALL-POINT PEN WILL BE PROVIDED IN THE HALL BY THE INVIGILATOR.**
- (xiii) Smoking in the Examination Hall during examination hours is strictly prohibited.
- (xiv) Tea, coffee, cold drinks or snacks are not allowed to be taken by the candidates into the Examination Halls during examination hours.
- (xv) The Test will start exactly at the time mentioned in the Hall Ticket and an announcement to this effect will be made by the invigilator.
- (xvi) A bell will be rung at the beginning of the examination and at the closing time. The candidate must stop marking the responses/writing the answer.
- (xvii) The candidate must sign in the Attendance Sheet at the appropriate place and affix the left index finger impression against the appropriate column of the Attendance Sheet. Failure to comply to this requirement will lead to the annulling of his candidature without any prior intimation.
- (xviii) **For those who are unable to appear on the scheduled date of examination for any reason, re-examination shall not be held by the JIPMER under any circumstances.**

(xix) UNFAIR MEANS:

- (a) If during the course of examination, a candidate is found indulging in any of the following, he/she shall be deemed to have used unfair means at the examinations and as such his/her result shall not be declared but shall be marked as UNFAIR MEANS (U.F.M.) and debarred from taking this examination permanently in future:
- having in possession papers, books, notes, electronic devices or any other material or information relevant to the examination in the paper concerned;
 - giving or receiving assistance directly or indirectly of any kind or attempting to do so;
 - writing questions on the envelope of the hall ticket/answer on any material other than the answer sheet given by the Centre Superintendent for writing answers;
 - tearing of any page of the question book, answer sheet, etc.;
 - contacting or communicating or trying to do so with any person, other than the Examination Staff, during the examination time in the examination centre;
 - taking away the answer sheet/question book out of the examination hall/room;
 - smuggling out Question book or its part or smuggling out answer sheet or part thereof;
 - threatening any of the officials connected with the conduct of the examinations or threatening any of the candidates;
 - using or attempting to use any other undesirable method or means in connection with the examination.
- (b) Candidates should ensure before leaving the Examination Hall that they have handed over the Answer Sheet/Question Book to the invigilators on duty. In case, the candidate does not hand over the Answer Sheet/Question Book and takes away the same with him/her, this shall amount to use of unfair means practices and accordingly his/her case shall be dealt with.
- (c) The candidate will check and ensure that the Question Book contain as many number of pages as are written on the top of the cover page: During the period of the examination candidate shall not remove any page(s) from the Test-Booklet/Question Paper/Answer Sheet and if any page(s) is/are found missing from these, he/she will be proceeded against for use of unfair means and shall also be liable for criminal action.

METHOD OF EXAMINATION:

- (1) *The examination shall be conducted in ENGLISH medium only.*
- (2) The questions for JIPMER MBBS Entrance Examination 2012 will be based on the syllabus for XI & XII Standard as prescribed by State Board Hr. Sec. and CBSE.
- (3) The candidates are required to check whether the Test Booklet is complete with all pages and no question is missing or wrongly numbered. In case of any defect noticed by the candidate, it should be immediately brought to the attention of the invigilator for rectification **before entering the Roll Number, Booklet Code in the Answer Sheet.**
- (4) The Entrance Examination will be of multiple choice type questions totaling 200 in the subjects of English, Physics, Chemistry, Botany and Zoology. Each answer with correct response shall be awarded one mark. Zero mark will be given for the question not answered. More than one answer indicated against a question, will be deemed as incorrect response and no mark will be given. There is no NEGATIVE MARKING. The model of the question of the Entrance Examination is illustrated below:
- (5) There will be four alternatives for each of the question numbering 001 to 200. The candidate will indicate his/her response to the question by darkening the appropriate circle completely with Ball-Point Pen. For example, Question No.008 in the Test Booklet reads as follows: If the candidate does not want to attempt any question, he/she should not darken the circle given against that question.

008. Gene is located in
- (A) Chromosome
 - (B) Cell wall
 - (C) Ribosome
 - (D) Mitochondria

The correct response to this question is (A) Chromosome. The candidate will locate Question No.008 in the Answer Sheet and darken the circle (A) as shown below:

008 (●) (C) (D)

- (6) For the purpose of evaluation, the Test Booklet code entered by the candidate in the Answer Sheet will be accepted as final.

THE ANSWER SHEET:

- (i) The Answer Sheet will be found placed inside the sealed Test Booklet. The seal will be broken / opened by the candidate on the announcement by the invigilator and only then the Answer Sheet shall be taken out. **Do not open/break the seal before the announcement.**
- (ii) **The candidates are required to enter correctly the Test Booklet code in the Answer Sheet.**
- (iii) The Answer Sheet used will be of special type which will be scanned on Optical Scanner.

Part of the Answer Sheet contains columns which are to be filled in neatly and accurately by the candidate with ball-point pen only. **Use of pencil on OMR sheet is not allowed. OMR sheet filled-in with pencil would be summarily rejected for evaluation.**

IMPORTANT INSTRUCTION FOR MARKING THE ANSWER SHEET:

- (i) Use Ball-Point Pen provided in the Examination hall only to darken the appropriate circle. Answers marked with pencil would not be evaluated.
- (ii) Mark should be dark and should completely fill the circle.
- (iii) Darken only one circle for each entry as the Answer once marked is not liable to be changed.
- (iv) A lightly or faintly darkened circle will be treated as a wrong method of marking and will be rejected by the Optical Scanner.
- (v) Make the marks only in the space provided.
Please do not fold the Answer Sheet and do not make any stray marks on it.

CHANGING AN ANSWER IS NOT ALLOWED:



Candidates must fully satisfy themselves about the accuracy of the answer before darkening the appropriate circle as no change in answer once marked is possible. **Use of eraser or white fluid on the Answer Sheet is not permissible** as the Answer Sheets are machine readable and it may lead to wrong evaluation.

WRONG / CORRECT WAYS OF MARKING:


WRONG METHOD

021   (C) (D)

022 (A)  (C) (D)

023 (A) (B)  

CORRECT METHOD

021  (B) (C) (D)

022 (A)  (C) (D)

023 (A) (B)  (D)

If more than one circle is darkened or if the response is marked in any manner as shown above shall be treated as wrong way of marking.

ROUGH WORK:

The candidate will not do any rough work or writing work on the Answer Sheet. All rough work is to be done in the Test Booklet itself.

LEGAL JURISDICTION:

- (i) If any person(s) or invigilator(s) engaged in the conduct of JIPMER Entrance Examination is found acting in a manner that would result in the leakage of the question paper(s) or attempt to use or help in the use of unfair means in this examination, he/she shall be liable to prosecution under the Indian Penal Code.
- (ii) The disputes, if any with regard to counseling and admission process after the Entrance Examination, etc. will be subject to the legal Jurisdiction of the Union Territory of Puducherry.

METHOD OF SELECTION AND ADMISSION:

1. Biometric finger print and image verifications of the candidate will be done before counseling. If there is a mismatch, the candidate will not be permitted to attend the counseling apart from proceeding with legal action deemed fit by the Institution.
2. All General candidates securing less than 50% marks, general OPH candidates less than 45% marks, Scheduled Caste / Scheduled Tribe / Other Backward Classes securing less than 40% marks in aggregate in the subjects of Physics, Chemistry, Botany and Zoology taken together in the Entrance Examination will not be considered for admission to the Institute and their names will not be included in the merit list.
3. A combined merit list of all the categories of candidates will be drawn on the basis of their performance in the Entrance Examination.
4. Candidates selected against the Physically Handicapped quota will be placed in the appropriate category in which he/she belongs (i.e. Unreserved/ Other Backward Classes/ Scheduled Caste/Scheduled Tribe/ Puducherry Unreserved/ Puducherry Other Backward Classes/ Puducherry Scheduled Caste) on horizontal reservation basis. OPH Candidates should be prepared to stay at their own cost for an extra day to complete the medical examination by the Board constituted by the Institute in order to certify their eligibility against this category.
5. All the candidates will be considered for selection against Unreserved (UR) Category seats. Once the Unreserved Category seats have been filled according to merit on the basis of performance in the Entrance Examination, the remaining seats under the reserved categories viz. Other Backward Classes (OBC), Scheduled Caste (SC), Scheduled Tribe (ST), Puducherry Unreserved (P-UR), Puducherry Other Backward Classes (P-OBC) and Puducherry Scheduled Caste (P-SC) will be filled up by the candidates as per their eligibility according to the merit on the basis of their performance in the Entrance Examination. Provided further that any of the Puducherry Scheduled Caste (P-SC) /Puducherry Other Backward Classes (P-OBC), candidate comes within the *Inter-se* MERIT of Scheduled Caste (SC), Other Backward Classes (OBC), he/she will be offered admission against the Scheduled Caste seats/OBC seats respectively.
6. In the case of two or more candidates securing equal marks in the entrance examination their inter se merit shall be determined as follows:
 - (1) Eliminating first English marks.
 - (2) If there is still a tie by eliminating Physics marks.
 - (3) If there is still a tie by eliminating Chemistry marks.
 - (4) If there is still a tie by eliminating Botany marks.
 - (5) If the tie is still not broken, then a candidate senior in age shall rank senior to a candidate who is junior in age.

MERIT LIST

A merit list will be drawn on the basis of the total marks of 200 obtained in the Entrance Examination by the candidates.

Candidates will become eligible for inclusion in the merit list only if they secure the minimum percentage of marks as indicated below.

CATEGORY	Minimum Marks in Admission Test (%)
Unreserved (UR)/OCI	50
Unreserved (UR) - OPH	45
SC / ST / OBC	40

The Merit List will consist of all candidates who are eligible for admission. Candidates who secure less than the marks as indicated above in the Entrance Examination will not be considered for admission and their names will not be included in the Merit List. There is no provision for re-checking/re-evaluation of answer sheets.. No query will be entertained in this regard.

- Individual letters will not be sent to the selected candidates and to those who are placed in the waiting list.** Please check the website for the lists. They will be required to attend Counseling and Medical Examination at the Institute at their own cost on the notified date. Before entry to the counseling hall, candidates will be subjected to biometric authentication of finger print and image. They have to produce the original Mark Sheet of the qualifying examination and other original documents mentioned in this Prospectus such as proof of age, Transfer Certificate, Character Certificate, etc. Admission will not be finalized unless the candidates produce all the original documents and the Transfer Certificate. There will be no allocation of marks for the counseling. Only after due verification of documents, biometric data, the provisional admission letters will be issued. Candidate found medically fit by JIPMER Medical Board and subsequently admitted to the course will be required to pay the fees in full in cash immediately. Also, if eligible candidates, who fulfill the requirements, are not available under Other Backward Classes/ Scheduled Caste/Scheduled Tribe /OPH Category, that vacancy will be filled by the Unreserved Category.
- To fill the vacancies arising due to the failure of appearance by the selected candidates, sufficient number of candidates from the waiting list will also be called for counseling intimating their merit position in order. Such candidates will have to appear for the counseling on the notified date at their own risk and cost.

9. Candidates who fail to attend counseling / medical examination on the notified date shall forfeit their claim for admission and placement in the waiting list.

Note : List of candidates called for counseling or wait listed for counseling will be notified only in the Website: www.jipmer.edu.in Candidates and parents are advised to browse the website periodically for updated information.

10. Marks obtained in the Entrance Examination by the candidates will be placed in the official Website: www.jipmer.edu.in
11. Candidates who have been admitted must join their classes on the date on which the classes commence. The selection/admission is liable to be cancelled if the selected candidate does not report to join the class on the stipulated date without prior permission.

LIST OF ORIGINAL CERTIFICATES TO BE PRODUCED:

The following original certificates should be submitted by the selected candidates at the time of joining **along with attested copies.**

- (a) Pass Certificate of the qualifying examination.
- (b) Statement of marks of the qualifying examination.
- (c) Age Certificate showing the date of birth (Birth Certificate or X Std. Certificate).
- (d) Character and Conduct Certificate from the Head of the Institute last studied.
- (e) Residence Certificate issued by Revenue Authority not below the rank of Tahsildar.
- (f) In case of Other Backward Classes/ Scheduled Caste/ Scheduled Tribe, a Community Certificate, recently obtained from the competent authority – a Revenue Officer not below the rank of Tahsildar.
- (g) Other Backward Classes (OBC) candidates should produce the required certificate as per the format in the Annexure along with last three years Income Tax returns of the parents.
- (h) Transfer Certificate from the Head of the Institution last studied.
- (i) In case of Puducherry residents, the Residence Certificate / Employer Certificate as required in the Prospectus.
- (j) Medical Certificate in case of OPH Candidate.
- (k) Proof of Registration as OCI (in case of Overseas Citizen of India (OCI)
- (l) **Four** Passport size **colour** photographs recently taken.
- (m) Original Hall Ticket issued by this Institute

Note: If any of the above original certificates is found defective, the eligibility for admission will be forfeited. If the certificates are in any other language, except in English, English Translation attested by a Gazetted Officer should be produced.

FEES STRUCTURE:

a) For Indian Nationals:

The following fees (provisional), subject to revision will be payable by each candidate at the time of admission:

FEES:

Sl.No.	Description	MBBS (Fee in Rs.)
1.	Admission Fee (one time.)	4,000-00
2.	Academic Fee (p.a.)	1,400-00
3.	Jipmer Students Association Fee (p.a.)	800-00
4.	Learning Resourse Fee (one time)	5,000-00

HOSTEL CHARGES:

Sl. No.	Description	MBBS (Fee in Rs.)
1.	Establishment Charges (p.a)	5,000-00
2.	Hostel Caution Deposit	2,000-00
3.	Hostel Mess Deposit	3,000-00

b) Academic Fee for Foreign Nationals:

An Academic fee of US \$ 75,000/- (divided in 3 equal installments for pre-clinical, para clinical and clinical phase of MBBS course) will be charged from the Foreign National students admitted to MBBS course through the Ministry of External Affairs, Govt. of India under Self Financing Scheme. Payment to be made in foreign currency by way of Demand Draft drawn in favour of the Accounts Officer, JIPMER, Pondicherry payable at "PONDICHERRY"

The above fees are subject to revision at the discretion of the Government of India and candidates are required to pay such Academic fees as may be prescribed by the Government of India from time to time.

4. The Academic fees during the second and subsequent years will be collected from 1st to 15th July every year. An extension of 15 days will be given beyond 15th July to pay the fees with penalty. In case any of the student fails to remit the Academic fees on or before the close of last date prescribed without proper prior permission, his/her name will be struck off from the rolls and attendance will not be given.

HOSTEL ACCOMMODATION:

1. Separate hostel accommodation is available for boys and girls. All students should reside in the hostels except those who reside with their parents or approved guardians.
2. Application for accommodation in the hostels should be in the prescribed form along with the assurance by the parent or guardian for the good conduct and behavior of the candidate during his/her stay in the hostel. Admission to hostel will be made by the Warden on approval by the Director.
3. The rent for hostel accommodation is Rs.195/- per month per candidate in a double room and Rs.200/- per month for a single room and electricity charges at Rs.6/- per month and Rs.7/- per month respectively.
4. Each student residing in the hostel has to pay a caution deposit of Rs.2,000/- which will be refunded after making deductions, if any, at the time the student leaves the hostel.
5. Mess is run by the students themselves on dividing system. A deposit of Rs.3,000/- has to be paid in cash to the Warden of the hostel towards advance for boarding charges and Rs.5,000/- per year towards establishment charges.

Please Note:

- ◆ Any attempt on the part of the candidate to influence directly or indirectly the admission procedures will be viewed seriously and lead to disqualification of the application.
- ◆ No individual intimation will be sent to candidates NOT selected and no correspondence on this subject will be entertained.
- ◆ In the matter of selection/admission, the decision of the Director of JIPMER will be final.
- ◆ All students admitted to MBBS Course at JIPMER shall maintain good conduct, pay the requisite Academic fees and other charges by due dates, attend their classes/clinics regularly and abide by regulations of the Institute. When the conduct and character of a student is not satisfactory or is of suspicious nature, the Director reserves the right, without assigning any reason either to make him/her vacate the hostel or to expel him/her from the Institute.

Ragging juniors in any form is forbidden. If anyone is found ragging his/her juniors, he/she can be rusticated from the Institute and appropriate legal procedures will be followed.

PUDUCHERRY

Date: 26-03-2012

D E A N

CHECKLIST FOR SUBMISSION:

1. Downloaded filled application with Photographs, signature of candidate and signature of Parent/Guardian.
2. Attested copy of recently obtained Community Certificate (Applicable to OBC/SC/ST/P-OBC/P-SC candidates).

Please mention the Application number behind the attested copy.

3. Attested copy of Disability Certificate issued on October 2011 or later (Applicable to OPH candidate).

Please mention the Application number behind the attested copy of the Disability Certificate.

4. Attested copy of Proof of Registration as OCI, in the case of OCI candidates.

Application duly filled-in along with enclosures should reach this office before the last date and time.

Postal Deadline for receipt of completed Application Form :01-05-2012, 4.30 pm to the address of Professor (Academic), JIPMER, Puducherry - 605 006.

DO'S AND DONT'S DURING THE ENTRANCE EXAMINATION

1.	Use only the Ball-Point Pen provided by the invigilator	Do not bring your own pen or calculators or cell phone into the examination hall.
2.	Carry only Hall Ticket inside the hall	Do not carry the envelope of the Hall Ticket
3.	Candidates should report at the test venue latest by 9.45 am.	No entry will be permitted after 10.30 am
4.	Candidates must sign and affix their left index finger impression in the respective columns of the Attendance sheet shown by the invigilator	Do not fold the Answer Sheet or leave any smudges in it.
5.	Mark the Question Book Code, Roll Number carefully	Do not accept any defective Question Book or Answer Sheet
6.	Write the Roll Number, Question Book Code after checking the Question Book	Do not leave the hall till the final bell is rung
7.	Do preserve your Hall Ticket which will be needed during counseling and admission	Do not adopt any Unfair means in the examination hall

ANNEXURE – I

Name of the 12th class examination and the affiliated University/Board:

1. Central Board of Secondary Education – All India Senior School Certificate Examination.
2. Council for the Indian School Certificate Examination – Indian School Certificate (Year – 12) Examination.
3. Board of Intermediate Education, Andhra Pradesh – Intermediate Examination.
4. Assam Higher Secondary Education Council – Higher Secondary (+2) Examination.
5. Bihar Intermediate Council – Bihar Intermediate Examination.
6. Board of Secondary Education, Chhattisgarh – Higher Secondary School Certificate Examination.
7. Goa Board of Secondary & Higher Secondary Education – Higher Secondary School Certificate Examination.
8. Gujarat Secondary Education Board, Gujarat – Higher Secondary Certificate Examination (10+2 Pattern).
9. Board of School Education, Haryana – Senior Secondary Certificate Examination.
10. Himachal Pradesh Board of School Education – Senior Secondary (+2) Examination.
11. The Jammu & Kashmir State Board of School Education – Higher Secondary Part II Examination, Jammu/Kashmir Region.
12. Jharkhand Intermediate Council, Jharkhand Intermediate Examination.
13. Board of Pre-University Examination, Karnataka – Second Year Pre-University Examination.
14. Board of Higher Secondary Examination, Kerala – Higher Secondary School Certificate Examination (10+2).
15. Board of Secondary Education, Madhya Pradesh – Higher Secondary School Certificate Examination (10+2).
16. Maharashtra State Board of Secondary and Higher Secondary Education – Higher Secondary Certificate Examination.
17. Council of Secondary Education, Manipur – Higher Secondary Examination.
18. Meghalaya Board of School Education – Higher Secondary School Leaving Certificate Examination.
19. Mizoram Board of School Education – Higher Secondary School Leaving Certificate Examination.
20. Nagaland Board of School Education – Higher Secondary School Leaving Certificate Examination.
21. Council of Higher Secondary Education, Orissa – Higher Secondary Examination.
22. Punjab School Education Board – Senior Secondary Certificate Examination (Part – II).
23. Board of Secondary Education, Rajasthan – Senior Secondary Examination.
24. Board of Higher Secondary Examination, Tamil Nadu – Higher Secondary Examination.
25. Tripura Board of Secondary Education – Higher Secondary (+2 Stage) Examination.
26. Board of Intermediate Examination, Uttaranchal – Intermediate Examination.
27. Board of Intermediate Examination, Uttar Pradesh – Intermediate Examination.
28. West Bengal Council of Higher Secondary Examination – Higher Secondary Examination.
29. **Any other examinations recognized by Association of Indian Universities, New Delhi which is equivalent to 12th Std. Examinations.**

ANNEXURE – II

The Entrance Examination for admission of candidate to the First M.B.B.S. Course, Session July 2012 will consist of one paper of 2 hours and 30 minutes duration. The total number of multiple choice questions will be 200, equally distributed in the subjects of English, Physics, Chemistry, Botany and Zoology. It will be held from **10.00 am to 12.30 pm on SUNDAY, the 27th May 2012.**

Five model questions with answers are given below for guidance.

- | | ANSWER |
|--|-------------------------------------|
| <p>1. English
The other word for reluctant is –
(A) angry
(B) reconsider
(C) dislike
(D) unwilling</p> | <p>(A) (B) (C) ●</p> |
| <p>2. Physics
A rocket works on the principle of –
(A) conservation of mass
(B) conservation of energy
(C) conservation of linear momentum
(D) conservation of angular momentum</p> | <p>(A) (B) ● (D)</p> |
| <p>3. Chemistry
Iron coated with layer of zinc is called –
(A) protected iron
(B) zinc plated
(C) amalgamated iron
(D) galvanized iron</p> | <p>(A) (B) (C) ●</p> |
| <p>4. Botany
Numerous new leaves and shoots in plants are produced –
(A) when the old ones fall of
(B) when the rainy season sets in
(C) when the weather cools down as in winter
(D) during spring</p> | <p>(A) (B) (C) ●</p> |
| <p>5. Zoology
Animal starch (glycogen) in mammals is stored in –
(A) liver and muscles
(B) skin and muscles
(C) spleen and skin
(D) liver and spleen</p> | <p>● (B) (C) (D)</p> |

The correct answers are D, C, D, D and A respectively. Hence D, C, D, D and A are blackened with **BALL-POINT PEN.**

The candidates are advised to answer all questions. Only one answer is to be marked for each question. No corrections/erasing are allowed.


BALL-POINT PEN will be provided in the hall by the Invigilator.

ANNEXURE – III

INSTRUCTIONS FOR MARKING THE ANSWER SHEET

USE BALL-POINT PEN ONLY

Question Book Code:



Correct Method of Marking the Question Book Code. If the Booklet Code is K S R.

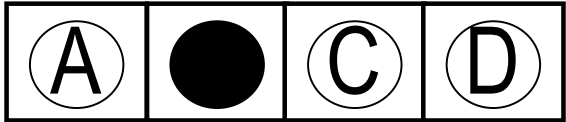
It should be written in Ball Point Pen in the squares and the appropriate bubbles darkened.

6	0	4	1	9
0		0	0	0
1	1	1		1
2	2	2	2	2
3	3	3	3	3
4	4		4	4
5	5	5	5	5
	6	6	6	6
7	7	7	7	7
8	8	8	8	8
9	9	9	9	

Roll Number should be written in figures as well as darkened in the boxes.

Correct method of marking the Roll Number.

For example, if the Roll Number is 60419, it should be written in ball point pen and circles darked as follows with ball point pen:



Example for marking the Answers:

Correct Method of Marking the Answers.

Do not make stray marks.

ANNEXURE – IV

Ministry of Personnel, Public Grievances and Pensions vide their order No.36033/4/97 Estt. (RES) dated 25.7.2003 and No.36011/3/2005 Estt (RES) dated 9.9.2005 respectively.

Candidates must note that a certificate from any other person/authority will not be accepted and no further correspondence in this regard shall be entertained. The name, designation and the seal of the officer should be legible in the certificate.

FORM OF SC/ST CERTIFICATE PRESCRIBED

Form of certificate as prescribed in M.H.A., O.M., No.42/21/49 N.G.S. dated the 28.1.1952, as revised in Dept. of Per. & A.R. letter No.36012/6/76 Est. (S.C.T.), dated the 29.10.1977, to be produced by candidate belonging to a Scheduled Caste or a Scheduled Tribe in support of his/her claim.

CASTE CERTIFICATE

This is to certify that Shri./Smt./Kum.* son/daughter* of of village/town* in district/Division* of the State/Union Territory* belongs to the Caste/Tribe which is recognised as a Scheduled Caste/Scheduled Tribe* under:

- The Constitution (Scheduled Caste) Order, 1950
- The Constitution (Scheduled Tribe) Order, 1950
- The Constitution (Scheduled Caste) (Union Territories) Order, 1951
- The Constitution (Scheduled Tribe) (Union Territories) Order, 1951

% 1. (as amended by the Scheduled Caste and Scheduled Tribes Lists (Modification) Order, 1956, the Bombay Re organization Act, 1960, the Punjab Re-organization Act, 1966, the State of Himachal Pradesh Act, 1970 the North Eastern Areas (Re-organization) Act, 1971 and the Scheduled Castes and Scheduled Tribes Orders (Amendment) Act, 1976).

- The Constitution (Jammu and Kashmir) Scheduled Caste Order, 1956.
- The Constitution (Andaman and Nicobar Islands) Scheduled Tribes Order, 1959, as amended by the SC & ST orders (Amendment) Act, 1976
- The Constitution (Dadra and Nagar Haveli) Scheduled Caste Order, 1962.
- The Constitution (Dadra and Nagar Haveli) Scheduled Tribes Order, 1962.
- The Constitution (Pondicherry) Scheduled Caste Order, 1964.
- The Constitution (Uttar Pradesh) (Scheduled Tribes) Order, 1967.
- The Constitution (Goa, Daman & Diu) Scheduled Caste order, 1968.
- The Constitution (Goa, Daman & Diu) Scheduled Tribes Order, 1968.
- The Constitution (Nagaland) Scheduled Tribes Order, 1970.
- The Constitution (Sikkim) Scheduled Caste Order, 1978.
- The Constitution (Sikkim) Scheduled Tribes Order, 1978.

%2. Applicable in the case of Scheduled Caste/Schedule Tribe persons who have migrated from one State/Union Territory Administration:

This certificate is issued on the basis of the Scheduled Caste/Scheduled Tribe certificate issued to Shri/Smt* father/mother of Shri/Smt/Kum* of village/town* in District/Division* of the State/Union Territory* who belongs to the caste/tribe which is recognised as a Scheduled Caste/Scheduled Tribe* in the State/Union Territory* issued by the (name of prescribed authority) vide their No..... date %3. Shri*/Smt*/Kum* and/or his/her* family ordinary reside(s) in village/ town* of the State/Union Territory of

Signature

Place

** Designation

Date

State/Union Territory

(With seal of Office)

* Please delete the words which are not applicable.

! please quote specific Presidential Order.

% Delete the paragraph which is not applicable.

** Should be signed by the Authorities empowered to issue Scheduled Caste/Scheduled Tribe certificates as specified above.

ANNEXURE – V

**PROFORMA FOR OTHER BACKWARD CLASS (OBC) CERTIFICATE
(Certificate to be Produced by other Backward Classes applying for
Admission to Central Educational Institutions (CEIS), under the Government of India)**

This is to certify that Shri/Smt./Kum..... Son/Daughter of Shri/Smt..... of Village/Town..... District/Division..... in the State belongs to the Community which is recognized as a backward class under:

- (i) Resolution No.12011/68/93 BCC(C) dated 10/09/93 published in the Gazette of India Extraordinary Part I Section I No.186 dated 13/09/93.
- (ii) Resolution No.12011/9/94 BCC dated 19/10/94 published in the Gazette of India Extraordinary Part I Section I No.163 dated 20/10/94.
- (iii) Resolution No.12011/7/95 BCC dated 24/05/95 published in the Gazette of India Extraordinary Part I Section I No.88 dated 25/05/95.
- (iv) Resolution No.12011/96/94 BCC dated 09/03/96.
- (v) Resolution No.12011/44/96 BCC dated 06/12/96 published in the Gazette of India Extraordinary Part I Section I No.210 dated 11/12/96.
- (vi) Resolution No.12011/13/97 BCC dated 03/12/97.
- (vii) Resolution No.12011/99/94 BCC dated 11/12/97.
- (viii) Resolution No. 12011/68/98 BCC dated 27/10/99.
- (ix) Resolution No.12011/88/98 BCC dated 06/12/99 published in the Gazette of India Extraordinary Part I Section I No.270 dated 06/12/99.
- (x) Resolution No.12011/36/99 BCC dated 04/04/2000 published in the Gazette of India Extraordinary Part I Section I No.71 dated 04/04/2000.
- (xi) Resolution No.12011/44/99 BCC dated 21/09/2000 published in the Gazette of India Extraordinary Part I Section I No.210 dated 21/09/2000.
- (xii) Resolution No.12015/09/2000 BCC dated 06/09/2001.
- (xiii) Resolution No.12011/01/2001 BCC dated 19/06/2003.
- (xiv) Resolution No.12011/04/2002 BCC dated 13/01/2004.
- (xv) Resolution No.12011/09/2004 BCC dated 16/01/2006 published in the Gazette of India Extraordinary Part I Section I No.210 dated 16/01/2006.

Shri/Smt./Kum..... and/or his family ordinarily reside(s) in the District/Division of State.

This is also to certify that he/she does not belong to the persons/sections (Creamy layer) mentioned in Column 3 of the Schedule to the Government of India. Department of Personnel & Training O.M.No.36012/22/93 Estt. (SCT) dated 08/09/93 which is modified vide OM No.36033/3/2004 Estt. (Res.) dated 09/03/2004, O.M. No. 36033/3/2004-Estt.(Res) dated 14/10/2008 or the latest notification of the Government of India.

Dated: District Magistrate/Competent Authority

Seal

- NOTE:** (a) The Term ordinarily reside(s) used here will have the same meaning as in Section 20 of the Representation of the People Act, 1950.
- (b) The authorities competent to issue Caste Certificates are indicated below:
- i. District Magistrate/Additional Magistrate/Collector/Deputy Commissioner/ Additional Deputy Commissioner/ Deputy Collector/1st Class Stipendiary Magistrate/Sub Divisional Magistrate/Taluka Magistrate/Executive Magistrate/Extra Assistant Commissioner (not below the rank of 1st Class Stipendiary Magistrate).
 - ii. Chief Presidency Magistrate/Additional Chief Presidency Magistrate/Presidency Magistrate
 - iii. Revenue Officer not below the rank of Tahsildar.
 - iv. Sub Divisional Officer of the area where the candidate and/or his family resides.
- (c) The annual income/status of the parents of the applicant should be based on financial year ending March 31.2012.

Note: To be completed and submitted by the applicant's parents who are employed in Government / Public Sector enterprises / Banking services / Corporations

This is to certify that Shri / Smt..... F/o. / M/o. who has applied for course in JIPMER is bonafide staff of..... His / Her current designation He / She belongs to GroupClass It is further certified that his / her official status in the Organization as on date is not equivalent to Group A / Class 1 Officers of the Central / State services (Direct recruitment).

Seal

Signature of Head of Office
Name in Capital
Tel No.

IMPORTANT NOTE

1. JIPMER reserves the right to make changes in the information provided in this Prospectus based on directives from competent authorities. This cannot be quoted for any sanction.
2. Notwithstanding the information given in this Prospectus JIPMER, has the ultimate right to decide on any issue as per its Rules and Regulations.
3. For any up-to-date information including changes in the datelines, seat matrix, etc., JIPMER website www.jipmer.edu.in may be checked from time to time.
4. JIPMER is not responsible for any postal delay for the receipt of the completed application after the prescribed closing date.


**Puducherry
26-03-2012**

**DEAN
JIPMER**

INSTRUCTIONS FOR PHOTOGRAPHS

1. Recent clear Passport size photographs (Black & White or Coloured) with Light background are required. Polaroid photographs are NOT accepted.
2. Photographs must have been taken on or after 01.01.2012.
3. Photo must be of your head and shoulder area only, with clear visibility of ear lobes.

Example



Important

The Photograph must be taken with the name of the candidate and date of photograph in a placard.

4. Photograph should NOT have cap, goggles; spectacles are allowed.
5. Applications not complying with the above instructions or with unclear photographs will be rejected.
6. Keep a few identical photographs in reserve for use at the time of Entrance Examination, counseling and admission.

DATE OF ENTRANCE EXAMINATION: 27-05-2012 (SUNDAY) 10 am to 12.30 pm

EXAMINATION CENTRES	1) Bengaluru	7) Nagpur
	2) Bhopal	8) New Delhi
	3) Chandigarh	9) Puducherry
	4) Chennai	10) Pune
	5) Guwahati	11) Thiruvananthapuram
	6) Kolkata	12) Vijayawada



Publication of Merit List in www.jipmer.edu.in



*The Prospectus & Application Forms can be downloaded from **JIPMER WEBSITE** www.jipmer.edu.in*

APPLICATION AND EXAMINATION FEE

For Unreserved (UR) / Other Backward Classes (OBC) : Rs. 1,000/-
For Scheduled Caste (SC) / Scheduled Tribe (ST) : Rs. 800/-

Any communication/additional information will be published only in the JIPMER website. Candidates/Parents in their own interest are advised to browse the website www.jipmer.edu.in periodically for updated information.

Last Date for Receipt of Completed Applications : 01-05-2012 (Tuesday)

Instructions to Register and Fill the Online Application Form



JAWAHARLAL INSTITUTE OF POSTGRADUATE MEDICAL EDUCATION & RESEARCH

DHANVANTRI NAGAR, PUDUCHERRY - 605006, INDIA

(ONLINE APPLICATION FORM FOR ADMISSION)

Online Application User Interface

JIPMER introduces the online application form for admission to MBBS Courses for April 2012 session. Eligible applicants can apply for the course through online. Important instructions for applicants to fill the online application form are discussed below.

Home Page of the Application

Open the website of Jawaharlal Institute of Postgraduate Medical Education & Research. The URL of the Website is <http://www.jipmer.edu/>. The home page is shown below.

The screenshot displays the home page of the JIPMER Online Application form. The header features the JIPMER logo on the left, the institute's name and address in the center, and a 'HELP LINE' section with contact numbers on the right. A navigation menu on the left includes links for Home, Prospectus, Instructions, New Application, Know Status, Press Note, and Key Dates, along with a 'Support Mail' icon and the email address support@jipmerentranceexams.org. The main content area contains a welcome message, a central graphic with a stethoscope, a pill character, and the text 'ON LINE APPLICATION', and a footer with a disclaimer and developer information.

Jawaharlal Institute of Postgraduate Medical Education & Research
Institution of National Importance Dhanvantri Nagar, Puducherry - 605006, India

HELP LINE
+91 044 4350 0822
+91 044 4350 0722

Online Application process will be C

→ Home
→ Prospectus
→ Instructions
→ New Application
→ Know Status
→ Press Note
→ Key Dates

Support Mail
support@jipmerentranceexams.org

WELCOME TO Jipmer Online Application form for Admission to Jipmer MBBS Courses-April 2012 Session

ON LINE
APPLICATION

JIPMER On line Application Registration System for MBBS 2012 Entrance Examination. Please read the Instructions Carefully. Kindly check the key dates provided before registering. Please click on New Application to Register.

Design and Developed by Three Sixty Digital Media Pvt.,

New Registration / Login

The screenshot shows the JIPMER website interface. At the top, there is a header with the JIPMER logo, the text "Jawaharlal Institute of Postgraduate Medical Education & Research", "Institution of National Importance Dhanvantri Nagar, Puducherry - 605006, India", and a "HELP LINE" section with two phone numbers: +91 044 4350 0822 and +91 044 4350 0722. A small image of a woman wearing a headset is also present in the header.

Below the header, there is a navigation menu on the left side with the following items: Home, Prospectus, Instructions, New Application, Know Status, Press Note, and Key Dates. Below the menu is a "Support Mail" section with an envelope icon and the email address support@jipmerentranceexams.org.

The main content area features a blue alert box with the text: "Please provide your Mobile number and proper email address for communication. As a policy we assure that the details provided will be highly confidential and will be used only for communication purpose regarding this online application registration process. You will receive a verification code on your mobile and email ID for verification. Please read the instructions carefully before sign up." Below the alert box is a "Sign Up" button.

Below the alert box is the "Applicant Login" section. It contains the text: "Please enter the SAME Mobile No & Email ID, which you submitted during the Sign Up page along with the verification code you received in your Mobile & Email." Below this text are three input fields: "Enter your Mobile No", "Enter your Email ID", and "Verification Code". Below the "Enter your Email ID" field is a note: "(Please donot use Support email, which has been given aside.)". Below the "Verification Code" field is a note: "(Verification Code is Case Censitive) (Please enter the code that you might have recieved)". Below the input fields are two buttons: "Sign In" and "Reset".

- Click on Signup button for New Registration section.
- If you have already registered then you should enter your Mobile No, Email Id and Verification Code, Which is already sent through SMS and Email at the time of registration and click Sign in button.
- Reset button clears the field if you entered any wrong or invalid data.
- You must ensure that your mobile number is not registered with the Do Not Disturb Service. You must check their Email Inbox, Junk mail and Spam after registration. Refer above screen shot.

New Application:

The screenshot displays the website interface for the Jawahar Institute of Postgraduate Medical Education & Research. The header includes the institute's logo, name, and contact information. A navigation menu on the left lists various options, with 'New Application' highlighted. The main content area features a 'New Application' form with input fields for 'Mobile No' and 'Email Id', and a 'Submit' button. A 'Support Mail' icon and address are also visible.

Jawahar Institute of Postgraduate Medical Education & Research
Institution of National Importance Dhanvantri Nagar, Puducherry - 605006, India

HELP LINE
+91 044 4350 0822
+91 044 4350 0722

Online Application :

Home
Prospectus
Instructions
New Application
Know Status
Press Note
Key Dates

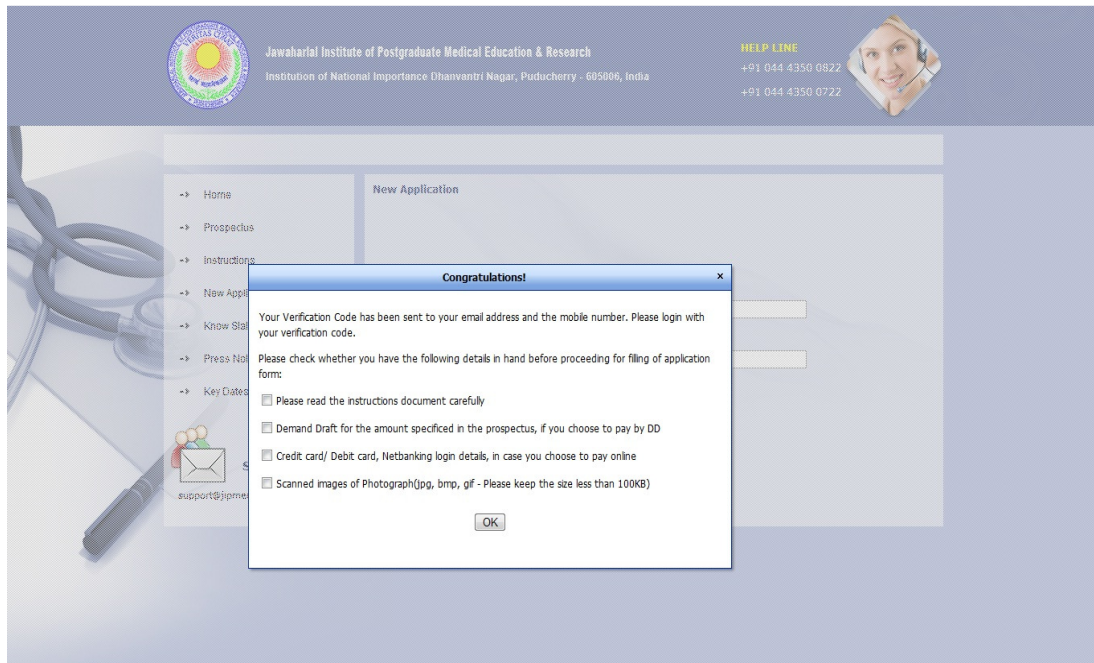
Support Mail
support@jipmerentrancesams.org

Mobile No: Enter your Mobile No
Email Id: Enter valid Email
Submit

Design and Developed by Three Sixty Digital Media Pvt...

- You should enter your valid mobile no and Email Id to continue the new application registration and click submit button.
- A verification code will be sent to your mobile no and email id after the submission and it will show you a pop up window. Refer the screen shots.

Note: Once you registered cannot use the same Email Id to register again. Please use new or another Email Id to Register.



In the pop Window,

Your Verification Code has been sent to your email address and the mobile number. Please login with your verification code.

Please check whether you have the following details in hand before proceeding for filling of application form:

Please read the instructions document carefully

Demand Draft for the amount specified in the prospectus, if you choose to pay by DD

Credit card/ Debit card, Netbanking login details, in case you choose to pay online

Scanned images of Photograph (jpg, bmp, gif - Please keep the size less than 100KB)

Read the above instruction carefully and click ok button. It will navigate you to the Login Page.

Application Login

Jawaharlal Institute of Postgraduate Medical Education & Research
Institution of National Importance Dhanvantri Nagar, Puducherry - 605006, India

HELP LINE
+91 044 4350 0822
+91 044 4350 0722

will be Closed On 27 April 2012 20:00:00 Hrs IST ****

- Home
- Prospectus
- Instructions
- New Application
- Know Status
- Press Note
- Key Dates

Support Mail
support@jipmerentranceexams.org

ALERT !
Please provide your Mobile number and proper email address for communication. As a policy we assure that the details provided will be highly confidential and will be used only for communication purpose regarding this online application registration process. You will receive a verification code on your mobile and email ID for verification.
Please read the instructions carefully before sign up
[Sign Up](#)

Applicant Login
Please enter the **SAME Mobile No & Email ID**, which you submitted during the Sign Up page along with the verification code you received in your Mobile & Email.

Enter your Mobile No

Enter your Email ID
(Please donot use Support email, which has been given aside.)

Verification Code
(Verification Code is Case Censitive) (Please enter the code that you might have recieved)

[Sign In](#) [Reset](#)

- In Application login section, enter your mobile no and Email id which you used during the registration.
- Enter the validation code we sent to your mobile no and the email id. You must check your Email Inbox, Junk mail and Spam after registration.
- Click sign in button. It will navigate you to the captcha page.
- You can clear or reset the fields by clicking the Reset button if you entered some incorrect or invalid details. Refer above screen shot.

Captcha Page:

The screenshot shows the website's header with the logo of Jawaharlal Institute of Postgraduate Medical Education & Research, its name, and contact information. A navigation menu on the left includes links for Home, Prospectus, Instructions, New Application, Know Status, Press Note, and Key Dates. A 'Support Mail' icon and email address are also present. The main content area is titled 'APPLICATION FOR THE ADMISSION TO MBBS' and features a captcha image with the code 'b6qbv'. Below the image is a 'Show another code' link, a text input field labeled 'Type the code shown:', and a 'Submit' button. A help section below the input field explains the captcha and provides instructions. The footer mentions the website was designed and developed by Three Sixty Digital Media Pvt.,.

- After the login you should type the correct Captcha code as shown in the screen.
- If the Captcha code is unreadable then you can have another code by clicking show another code link and submit. It will navigate you to the Personal Details form. Refer above screen shot.

Application Registration Form:

Online Application process will be Closed On 27 April 2012 20:00:00 Hrs IST ***

Home
Prospectus
Instructions
New Application
Know Status
Press Note
Key Dates

Support Mail
support@jpmmerentrancexams.org

Personal Details

1. Name (as given in Xth / XIIth Std Certificate)*
2. Father's Name*
3. Mother's Name*
4. Are you an OCI* (OCI - Overseas Citizenship of India) Yes No
5. Religion*
6. Category*
7. Whether OPH (Refer Prospectus)* Yes No
8. Date of Birth (as given in X / XII Std Certificate)*
9. Gender* Female Male
10. Address for Communication*
11. Pincode*
12. Telephone Number*
13. Mobile Phone Number*
14. Email Address*

School Details

15. School Name & Address *

Centre Choice

16. Choice 01*
17. Choice 02*

Declaration

Kindly Check & agree with the declaration mentioned below before submitting Registration Form.
UNDERTAKING/DECLARATION: I solemnly affirm that the information furnished above is true and correct in all respects. I have not concealed any information. I realise that if any information furnished herein is found to be incorrect or untrue; I shall be liable to civil/criminal prosecution and also forgo my claim to the seat in the institute. Further, I affirm that no proceedings in respect of any civil/criminal offence alleged to have been committed by me are pending before any criminal court in India. I agree to abide by the rules and regulations governing this examination and as contained in the prospectus.
 I agree to abide by the rules and regulations governing this examination and as contained in the prospectus.

Clear Register

Designed & Developed by Three Sixty Digital Media Pvt Ltd.,

- You should fill in the application form from item no.1 onwards. Do not leave any column blank.
- You should fill all the mandatory fields.
- Your mobile number and Email Id will be automatically set to default.
- Do not forget to agree the declaration. Click the check box and proceed.
- In Centre Choice section, you should select two different centers to write the entrance examination.
- You are not allowed to select same centers twice.
- You can clear or reset the fields by clicking the Clear button if you entered some incorrect or invalid details.
- Click Register after completing the forms with the valid details. It will navigate you to the Photo upload and Payment details Page. Refer above screen shot.

Photo upload and Payment details Page:

The screenshot displays the JIPMER online application portal. At the top, the logo of Jawaharlal Institute of Postgraduate Medical Education & Research is visible, along with its address: Institution of National Importance Dhanvantri Nagar, Puducherry - 605006, India. A help line is provided with numbers +91 044 4350 0822 and +91 044 4350 0722. A navigation menu on the left includes links for Home, Prospectus, Instructions, New Application, Know Status, Press Note, and Key Dates. A support mail icon is also present. The main content area is titled "Photo Upload" and features a "Photo Image" section with a preview of a passport-sized photo of G. HARSHA VARDHAN REDDY, dated 01.12.2011. Below the preview, there is a "Browse..." button and an "Upload" button. A message states: "16. Upload your Recent Passport size Photo* (JPE/GIF/PNG/BMP)". The "Payment Particulars" section includes a dropdown menu for "Payment Mode*" and a "Payment Amount*" field set to 1000. A note specifies: "Rs 1000/- for the UR/PUR/OBC/POBC Categories. Rs 800/- for the SC/ST/PSC/PST Categories. DD should be in the name of 'Accounts officer, JIPMER payable at PONDICHERRY, Union Territory'". A warning message at the top right reads: "*** Online Application process will be Closed".

- You should upload a Passport size Photograph.
- You can upload your photo from computer by clicking Choose File button.
- Your photo should be clear and visible.
- Photo is up to 100kb in size.
- Click Upload button, your photo will be uploaded and displayed on the same screen. Refer above screen shot.
- Please refer “INSTRUCTIONS FOR THE PHOTOGRAPHS” section in the Prospectus.

Payment Particulars:

- You can find two modes of the payments such as DD and Online.
- If you select Payment mode “DD” then. You should fill the payment particulars such as Payment mode, Payment amount, DD No or Journal No, Payment Date, Bank, Branch.
- Click Register after completing the forms with the valid details. It will navigate you to Generate Application Page.

- If you select “online” mode then you will be redirected to the Payment Gateway.
- You can refer Prospectus for the payment methods.
- You can clear or reset the fields by clicking the Clear button if you entered some incorrect or invalid details. Refer above screen shot.
- You can download your Application by clicking Generate Application Button.
- Application will be downloaded in the PDF format.

Know status:

Online Application process will be Started On 28 March 2012 10:00:00 Hrs IST *

Know Status

1. Online Application Number*
2. Date of Birth (dd/MM/yyyy)*

No data to display			
--------------------	--	--	--

Support Mail
support@jipmerentranceexams.org

Designed & Developed by Three Sixty Digital Media Pvt Ltd.,

- You can know your status by entering your online application number and Date of Birth.
- Online application number will be shown on the application after the registration.
- After clicking the Submit button, your application status will be displayed below the grid in a table format. Refer above screen shot.

