

# GPAT 2010

GRADUATE PHARMACY APTITUDE TEST  
(All India Council for Technical Education, New Delhi)

## Information Brochure



Please check that this brochure is received together with an Envelope containing Application Form and an Acknowledgement Card.

The Application Number appearing on Application Form, Envelope and Acknowledgement Card should be IDENTICAL.

In case of any discrepancy, contact the Co-ordinator, GPAT 2010.

### Organizing Institute



**The M S University of Baroda, Vadodara-390 002**

## CONTENTS

<b>1. GENERAL INFORMATION .....</b>	<b>1</b>
1.1. ADMINISTRATIVE INSTITUTE .....	1
1.2. GPAT QUALIFICATION .....	1
1.3. ELIGIBILITY .....	1
1.4. EXAMINATION SCHEDULE AND CITIES .....	1
1.5. APPLICATION SUBMISSION PROCESS .....	1
1.6. OTHER INFORMATION .....	2
<b>2. POSTGRADUATE ADMISSIONS WITH MHRD SCHOLARSHIP .....</b>	<b>2</b>
<b>3. STRUCTURE OF GPAT 2010 .....</b>	<b>2</b>
3.1. EXAMINATION TYPE .....	2
3.2. GPAT RESULT AND SCORECARD .....	3
3.2.1. GPAT RESULT .....	3
3.2.2. GPAT SCORECARD .....	3
<b>4. INSTRUCTIONS FOR FILLING AND SUBMISSION OF APPLICATION FORM .....</b>	<b>3</b>
4.1. IMPORTANT INFORMATION .....	3
4.2. INSTRUCTIONS FOR FILLING APPLICATION FORM AND ACKNOWLEDGEMENT CARD .....	3
4.2.1. GENERAL .....	3
4.2.2. ITEMWISE INSTRUCTIONS FOR FILLING APPLICATION FORM .....	4
4.2.3. FILLING OF ACKNOWLEDGEMENT CARD .....	6
4.3. AUTHORITIES EMPOWERED TO ISSUE CERTIFICATES .....	6
4.3.1. SC/ST CATEGORY .....	6
4.3.2. PD CATEGORY .....	6
4.3.3. OBC (NON CREAMY LAYER) .....	6
4.4. FILLING AND SUBMISSION OF APPLICATION ENVELOPE .....	6
<b>ANNEXURE – I : SYLLABUS FOR GPAT 2010 EXAMINATION .....</b>	<b>9</b>
<b>ANNEXURE – II : CODES FOR FILLING GPAT APPLICATION FORM .....</b>	<b>10</b>
<b>A. CODES FOR EXAMINATION CITIES .....</b>	<b>10</b>
<b>B. CODES FOR STATES/ UNION TERRITORIES OF PERMANENT RESIDENCE .....</b>	<b>10</b>

---

## 1. General Information

Graduate Pharmacy Aptitude Test (GPAT 2010) is an all India examination conducted by The M S University of Baroda, Vadodara on behalf of All India Council for Technical Education, New Delhi.

### 1.1. Administrative Institute

The M S University of Baroda, Vadodara is the sole authority for conducting the examination and declaring the result for the year 2010.

### 1.2. GPAT Qualification

Admission to postgraduate programmes with MHRD and other government scholarships/assistantships in pharmacy colleges/institutes is open to those who qualify through GPAT. Candidates who qualify GPAT examination and have Bachelor's degree in Pharmacy are eligible for admission to Master/Doctoral programmes in Pharmacy. To avail the scholarship, the candidate must secure admission to such a postgraduate programme, as per the prevailing procedure of the admitting institution. However, candidates with Master's degree in Pharmacy may seek admission to relevant PhD programmes with scholarship/assistantship without appearing in the GPAT examination.

Some institutions specify GPAT qualification as mandatory even for admission of self-financing students to postgraduate programmes. GPAT qualified candidates are also eligible for the award of Junior Research Fellowship in CSIR Laboratories and CSIR/UGC sponsored projects.

### 1.3. Eligibility

The following candidates are eligible to appear for GPAT 2010:

Bachelor's degree holders in Pharmacy (4 years after 10+2) and those who are in the final year of B.Pharmacy course.

### 1.4. Examination Schedule and Cities

**GPAT 2010 Examination is as per the following details:**

#### IMPORTANT DATES FOR GRADUATE PHARMACY APTITUDE TEST (GPAT ) 2010

Issuing of application forms and information brochures at - ♦ Designated branches of Bank of Baroda in various cities or ♦ By post only from The M.S. University of Baroda, Vadodara	25 <sup>th</sup> January 2010 (Monday)
Last date of issuing of application forms at: i) Bank counters (during the Bank timings)	22 <sup>nd</sup> February 2010 (Monday)
ii) The M.S.University of Baroda, Vadodara (11.00 am to 5.00 pm)	1 <sup>st</sup> March 2010 (Monday)
Last date for receipt of completed OMR application forms along with Pay-in-slip (upto 17.00 hrs) at GPAT Office , The M.S. University of Baroda, Vadodara	12 <sup>th</sup> March 2010 (Friday)
Date of Examination (GPAT 2010)	2 <sup>nd</sup> May 2010 (Sunday) 2.00-5.00 pm.
Announcement of the result of GPAT 2010	24 <sup>th</sup> May 2010 (Monday) at 17.00 Hrs.

GPAT Examination: Examination will be similar to that of GATE 2009 Examination, where the candidate will mark the correct answer out of four options in an Optical Response Sheet (ORS) by darkening the appropriate bubble.

### 1.5. Application Submission Process

The application fee is Rs. 1000 for General/OBC Category candidates and Rs. 500 for SC/ST/PD\* Category candidates. The application fee is non-refundable.

\*Person with Disability

The last date for receipt of the duly completed OMR application form at GPAT Office is 12<sup>th</sup> March 2010 (Friday) upto 17.00 hrs. The GPAT Office, The M.S. University of Baroda will not be responsible for any postal delay or loss in transit of applications.

### 1.6. Other Information

- a) Candidates can appear in the examination only against valid admit cards. If they do not receive the same by 12<sup>th</sup> April 2010 (Monday), they should contact the Co-ordinator, GPAT 2010, Shri G.H. Patel Pharmacy Building, Opp. University Main Office, Donors' Plaza, Fatehganj -390 002, The M S University of Baroda, Vadodara.
- b) The M S University of Baroda, has the authority to decide the qualifying score for the paper. In case any claim or dispute arises in respect of GPAT 2010, it is hereby made absolutely clear that the Courts and Tribunals in Vadodara and Vadodara alone shall have the exclusive jurisdiction to entertain and settle any such dispute or claim.
- c) The application form should be sent to GPAT Office i.e. The Co-ordinator, GPAT 2010, Shri G.H. Patel Pharmacy Building, Opp. University Main Office, Donors' Plaza, The M.S. University of Baroda, Fatehganj, Vadodara -390 002.
- d) Demand Draft should be drawn in favour of 'GPAT' payable at Vadodara (in case the application form is to be obtained from the GPAT office)

For information, announcements and results, visit the website listed below.

The M S University of Baroda, Vadodara  
GPAT Examination Cell:

<http://www.msubaroda.ac.in>  
<http://www.gpat.in>

## 2. Postgraduate admissions with MHRD scholarship

2.1. As per the directives of the Ministry of Human Resource Development (MHRD), Government of India, the following procedure is to be adopted for admission to postgraduate programmes (Master and Doctoral) with MHRD scholarship/assistantship. The GPAT performance of the candidate will be considered for admission. If the candidate is to be selected through interview for post graduate programmes, minimum 70% weightage is to be given to the GPAT performance. The remaining weightage (30% maximum) can be given to the candidate's academic record/performance in interview. The admitting institution will prescribe minimum passing percentage of marks in the interview. Some colleges/institutes specify GPAT qualification as the mandatory requirement even for admission without MHRD scholarship/assistantship.

2.2. Candidates are advised to seek details of admission procedures and availability of MHRD scholarship/assistantship from the concerned admitting institution. The criteria for post graduate admission with scholarship/assistantship are different for different admitting institutions. GPAT office will not entertain any enquiry about admission and award of scholarship/assistantship.

2.3. It is the responsibility of the admitting institution to award the MHRD scholarship/assistantship to only those candidates who are GPAT qualified. The management of the postgraduate scholarship/assistantship is also the responsibility of the admitting institution. The M S University of Baroda has no role in the award or disbursement of scholarship/assistantship. Reservation of seats under different categories is as per the policies and norms prevailing at the admitting institution and Government of India rules.

2.4. A candidate declared "GPAT qualified" and having the valid score is entitled for MHRD fellowship for 24 months unless he/she loses it due to poor performance in the registered programme.

## 3. Structure of GPAT 2010

### 3.1. Examination Type

The GPAT examination consists of a single paper of 3 hours duration, which contains 100 questions carrying a maximum of 100 marks. The question paper will consist of only multiple choice objective questions. Each question will have four choices for the answer. The candidates will have to mark the correct choice on an Optical Response Sheet (ORS) by darkening the appropriate bubble against each question. There will be negative marking for each wrong answer that is 1/3 (one-third) mark will be deducted.

## 3.2. GPAT Result and Scorecard

### 3.2.1. GPAT Result

- a) GPAT 2010 result will be announced on **24<sup>th</sup> May 2010, 17: 00 hrs** at GPAT office. The result will also be available on the website, as listed in **Section 1.6**.
- b) **GPAT 2010 score is valid for ONE YEAR from the date of announcement of the result.**
- c) The machine-gradable Optical Response Sheets (ORS) are graded and scrutinized with extreme care. There is no provision for regrading or retotalling. No photocopies of the machine-gradable Optical Response Sheets (ORS) will be made available. No correspondence in this regard will be entertained.

### 3.2.2. GPAT Scorecard

GPAT scorecard will be made available in the website at an appropriate time. Qualified candidates will get one printed score card.

## 4. Instructions for filling and submission of Application Form

### 4.1. Important Information

- a) Before you start filling the Application Form, please check that the Application Number printed on (i) Application Form, (ii) Acknowledgement Card and (iii) Envelope are the same. Any discrepancy should be brought to the notice of the Co-ordinator, GPAT 2010, The M.S.University of Baroda, Vadodara -390 002.
- b) It is essential to quote the Application Number in all future correspondence. The candidates are advised to keep a copy of the filled Application Form.
- c) The Application Form must be folded only along the original fold line. Nothing should be stapled or pinned to it. The Barcode on the Application Form should not be tampered. The Application Form will be declared defective if these instructions are not followed.
- d) ***Change of Examination City is permitted***, only if a request for the same reaches the Co-ordinator, GPAT, on or before **31<sup>st</sup> March, 2010**, along with a Demand Draft of Rs. 400/- as fee for change of Examination City.

**NOTE: Incomplete or defective applications will be rejected outright.**

### 4.2. Instructions for filling Application Form and Acknowledgement Card

#### 4.2.1. General

- a) The instructions given below for filling the Application Form must be followed meticulously. Refer to the Sample Application Form at the end of this section.
- b) For *Items 1, 6, 8, 10, 14, 16, 17, 18* the candidate must write the required information in ink with black ball point pen in the boxes provided and then darken the appropriate bubble(s), using dark HB pencil only. In case of any discrepancy in the marked bubble and the corresponding boxes, the information provided through the bubble(s) will be taken as final. The text boxes are provided only for guidance.
- c) For *Items 1 to 10 and 14 to 18* the candidate must provide information by filling the appropriate bubble(s) using dark HB pencil only.
- d) Darken the appropriate bubble(s) by filling it completely. For correcting any entry, completely erase the previous mark using a *soft eraser* and remove all smudges before re-filling.
- e) Only BLACK BALL POINT PEN must be used for filling *Items 12, 13 and 19 to 21*.

### 4.2.2. Item-wise Instructions for filling Application Form

#### Item 1: Name of the Candidate as in 10<sup>th</sup> Class Certificate

Fill in your name in CAPITAL LETTERS as recorded in the High School (Class 10<sup>th</sup>) certificate by your Board/ University/Institute and darken the appropriate bubbles. Your name in the GPAT scorecard will appear exactly as filled in the Application Form. *In case of any change in the name/surname at any stage has to be duly supported by a proper affidavit.*

NOTE: In case, your name has more than 30 characters (including blanks), abbreviate it suitably to accommodate within the space provided. For example, the name RAMAKRISNA VELLURAO VENKATESH KUMAR AYYAR can be abbreviated as,

R	A	M	A	K	R	I	S	N	A		V		V	E	N	K	A	T	E	S	H		K		A	Y	Y	A	R
---	---	---	---	---	---	---	---	---	---	--	---	--	---	---	---	---	---	---	---	---	---	--	---	--	---	---	---	---	---

#### Item 2: Nationality

Darken the appropriate bubble:  
INDIAN or FOREIGNER

#### Item 3: Gender

Darken the appropriate bubble, MALE or FEMALE.

#### Item 4: Category

Darken the appropriate bubble:

SC : Scheduled Caste, ST: Scheduled Tribe, OBC: Other Backward Class (non creamy layer), GEN: All others

NOTE: Candidate claiming concession for buying Application Form under SC and ST categories must attach a recently obtained and duly attested copy of Caste Certificate, issued by a competent authority (see section 4.3). If the Caste Certificate is found improper, the application will be rejected.

#### Item 5: Person with Disability (PD)

Darken the appropriate bubble YES or NO

NOTE: PD candidate claiming concession for buying Application Form must attach an attested copy of Disability Certificate issued by appropriate medical authority. Applications with improper Disability Certificate will be rejected. If any PD candidate requires the services of an Amanuensis, he/she must attach a request for this with the Application Form.

#### Item 6: Date of Birth

Fill in your date of birth as given in your High School (Class 10<sup>th</sup>) certificate in the space provided and darken the appropriate bubbles.

Example: If the date of birth is 16<sup>th</sup> September 1988, fill in as,

Date		Month		Year	
1	6	0	9	8	8

#### Item 7: State/Union territory of permanent residence:

Darken the appropriate bubble corresponding to the Indian state/ Union Territory of your permanent residence. Refer to Annexure II-B, which gives the CODES for all Indian states and Union Territories.

#### Item 8: Choice of Examination Cities

Fill in your choice of two Examination Cities in order of preference as 1<sup>st</sup> choice and 2<sup>nd</sup> choice, and darken the appropriate bubbles. Refer to Annexure II-A, which lists the cities where GPAT 2010 Examination will be conducted and the corresponding three digit CODES.

**Items 9 & 10: Qualifying examination passed and Year of qualifying exam:**

Fill in the Year of passing / appearing in the qualifying degree examination and darken the appropriate bubbles.

**Item 11: Photograph**

Paste your *recent* passport size clear front facial high contrast colour photograph (Size: 3 cm width x 4 cm height) in the box provided. Ensure that the application number is written at the back side of the photograph before it is pasted within the box. Please use good quality adhesive/glue, so that it does not get detached from the Application Form. *The photograph should not be stapled.* The photograph will be scanned and the scanned image will appear on the admit card as well as the scorecard. *The photograph should NOT be attested or signed by anyone.*

**Item 12: Address for Correspondence**

Write your postal address in CAPITAL LETTERS within the box using only *black ball point pen*. The address should be legible and should include the NAME of the candidate, PINCODE and E mail.

NOTE: Scanned copy of this address will be used directly in all correspondence including mailing of ADMIT CARD and SCORECARD.

**Item 13: Full Signature of the Candidate**

Sign in full within the box provided, using only black ball point pen. The form must be signed only by the candidate and not by any other person. Signature in the form of initials is not permitted. This signature will be scanned and put on the Admit Card as well as the Scorecard.

NOTE: If the candidate's signature on the Optical Response Sheet (ORS), at the time of the examination, does not match with the signature on the Admit Card, the candidate will be disqualified.

**Item 14: Name of Parent/Guardian**

Fill in the name of your father, mother/guardian in CAPITAL LETTERS in the space provided and darken the appropriate bubbles.

**Item 15: Relationship of Parent/Guardian to the candidate**

Darken the appropriate bubble father/mother/guardian

**Item 16: Details of the Demand Draft enclosed**

Fill in the Demand Draft number, date of Demand Draft and darken the appropriate bubbles. The bank/GPAT office Pay - in-slip number need not be filled.

**Item 17: Landline Phone no. with STD Code**

Fill in landline number with the STD code including the leading 0, at which you can be contacted. Darken the appropriate bubbles.

**Item 18: Mobile number**

Fill in mobile phone number including the leading 0, at which you can be contacted. Darken the appropriate bubbles.

**Item 19: Declaration by the Candidate**

Read and sign the declaration using only black ball point pen, and write the Place and Date. *The signature must be identical to that in Item 13.*

**Item 20: Check List**

Fill up items in the Check List by ticking in the appropriate boxes.



**Item 21: List of Enclosures**

Tick YES for the attachments enclosed with the Application Form, otherwise, tick NO.

**4.2.3. Filling of Acknowledgement Card**

Fill in the Acknowledgement Card with all the required details and enclose it with the Application Form.

**4.3. Authorities empowered to issue Certificates****4.3.1. SC/ST Category**

- a) District Magistrate/ Additional District Magistrate/ Collector/ Deputy Collector/ Deputy Commissioner/ Additional Deputy Commissioner/ 1<sup>st</sup> Class Stipendiary Magistrate/ City Magistrate/ Sub-Divisional Magistrate/ Taluka Magistrate/ Executive Magistrate/ Extra Assistant Commissioner
- b) Chief Presidency Magistrate/ Additional Chief Presidency Magistrate/ Presidency Magistrate
- c) Revenue Officer not below the rank of Tahsildar.
- d) Sub-Divisional Officer of the area where the Candidate and/or her/his family normally resides
- e) Administrator/ Secretary to Administrator/ Development Officer (Lakshadweep Islands) Certificate issued by any other official will not be accepted.

**4.3.2. PD Category**

In order to avail concession under PD category, the candidates should ensure themselves that they have attached recently obtained proper PD certificate, which shall be required to be submitted to the admitting institution at the time of admission. The onus of verifying PD certificate lies with the admitting institute. The GPAT Office will not be responsible for any incorrect declaration of his/her PD status.

**4.3.3. OBC (non creamy layer)**

In order to avail concession under OBC (non creamy layer) category, the candidates should ensure themselves that they have obtained proper OBC (non creamy layer) certificate, which shall be required to be submitted to the admitting institution at the time of admission. The onus of verifying OBC (non creamy layer) certificate lies with the admitting institute. The GPAT Office will not be responsible for any incorrect declaration of his/her category.

**4.4. Filling and Submission of Application Envelope**

On the application envelope, fill in the CODE of the examination city corresponding to your first choice (Item No. 8 of Application Form).

Write your postal address in the designated space. The envelope should be addressed to the Co-ordinator, GPAT 2010 .

Completed Application Form should reach

**The Co-ordinator, GPAT 2010  
Shri G.H.Patel Pharmacy Building,  
Opp. University Main Office, Donors' Plaza, Fatehganj -390 002,  
The M.S.University of Baroda, Vadodara**

on or before Friday, 12<sup>th</sup> March 2010, 17.00 hrs by Registered/Speed Post only. It may also be submitted in person at the GPAT Office counter as per the above given timings.

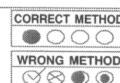


SIDE 1

Graduate Pharmacy Aptitude Test (GPAT) 2010  
(All India Council for Technical Education)

### Instructions

- Read the information brochure carefully before filling this application form.
- Incomplete forms will be rejected.
- Use only black HB pencil for darkening the bubbles. Darken the bubbles completely.
- Before making corrections, erase that entry completely.
- Use black ink ball-point pen for writing in the boxes.
- Do not make any stray marks on the application form.



1. Name of the candidate (As in 10th class certificate) in capital letters

[illegible]

USE HB PENCIL ONLY





## 2. Nationality

Indian ☒ Foreigner ☐

### 3. Gender

Male  Female 

4. Category

SC		OBC	
		(non creamy layer)	
ST		GEN	

5. Person with disability ?

Yes ☐ No ☒


7. State / Union territory of permanent residence

AN	<input type="radio"/>	DL	<input type="radio"/>	LD	<input type="radio"/>	PY	<input type="radio"/>
AP	<input type="radio"/>	GA	<input type="radio"/>	MA	<input type="radio"/>	RJ	<input type="radio"/>
AR	<input type="radio"/>	GJ	<input type="radio"/>	MH	<input type="radio"/>	SM	<input type="radio"/>
AS	<input type="radio"/>	HP	<input type="radio"/>	MN	<input type="radio"/>	TA	<input type="radio"/>
BR	<input type="radio"/>	DR	<input type="radio"/>	MP	<input type="radio"/>	TN	<input checked="" type="radio"/>
CG	<input type="radio"/>	JD	<input type="radio"/>	MZ	<input type="radio"/>	UK	<input type="radio"/>
CH	<input type="radio"/>	JK	<input type="radio"/>	NI	<input type="radio"/>	UP	<input type="radio"/>
DD	<input type="radio"/>	KA	<input type="radio"/>	OR	<input type="radio"/>	WB	<input type="radio"/>
DH	<input type="radio"/>	KL	<input type="radio"/>	PB	<input type="radio"/>	OT	<input type="radio"/>

6. Date of Birth

D	D	M	M	Y	Y
2	8	0	7	8	6
(0)	(0)	(0)	(0)	(0)	(0)
(1)	(1)	(1)	(1)	(1)	(1)
(2)	(2)		(2)	(2)	(2)
(3)	(3)	(3)	(3)	(3)	(3)
(4)		(4)	(4)	(4)	(4)
(5)		(5)	(5)	(5)	(5)
(6)		(6)	(6)	(6)	(6)
(7)		(7)	(7)	(7)	(7)
(8)		(8)	(8)	(8)	(8)
(9)		(9)	(9)	(9)	(9)

Application Number



001546

### 8. Choice of Cities / Towns for the test

Choice I	Choice II
<div>7 1 1</div>	<div>7 0 2</div>
<div>0 0 0</div>	<div>0 0 0</div>
<div>1 1 1</div>	<div>1 1 1</div>
<div>2 2 2</div>	<div>2 2 2</div>
<div>3 3 3</div>	<div>3 3 3</div>
<div>4 4 4</div>	<div>4 4 4</div>
<div>5 5 5</div>	<div>5 5 5</div>
<div>6 6 6</div>	<div>6 6 6</div>
<div>7 7 7</div>	<div>7 7 7</div>
<div>8 8 8</div>	<div>8 8 8</div>
<div>9 9 9</div>	<div>9 9 9</div>

9. Qualifying examination passed?

Yes ☒

No ☐

10. Year of qualifying exam.

2008

① ② ③ ④

⑤ ⑥ ⑦ ⑧

⑨ ⑩ ⑪ ⑫

⑬ ⑭ ⑮ ⑯

⑰ ⑱ ⑲ ⑳

㉑ ㉒ ㉓ ㉔

㉕ ㉖ ㉗ ㉘

㉙ ㉚ ㉛ ㉜

㉝ ㉞ ㉟ ㊱

㊲ ㊳ ㊴ ㊵

㊶ ㊷ ㊸ ㊹

㊺ ㊻ ㊼ ㊽

㊾ ㊿

11. Photograph



13. Full signature of the candidate  
(in Black ink Ball-point pen)

Crane's

12. Name and complete postal address (write in capital letters in black ink ball-point pen)

Name : GANESH SUBRAMANIAN

Address : NO.37 KRISHNA NAGAR  
MAIN ROAD  
PERAMBUR  
CHENNAI

Pin code 

6	0	0	0	1	2
---	---	---	---	---	---

E-mail address : ramganesht@gmail.com  
(if any)

SIDE 2

14. Name of the Parent / Guardian (in capital letters)

[illegible]

15. Relationship of Parent / Guardian to the candidate

Father ☒

Mother ☐

Guardian ☐

16. Details of the Demand draft enclosed (if applicable)

DEMAND DRAFT NUMBER

		6	3	4	5	0	7
0	0	0	0	0	0	0	0
1	1	1	1	1	1	1	1
2	2	2	2	2	2	2	2
3	3	3	3	3	3	3	3
4	4	4	4	4	4	4	4
5	5	5	5	5	5	5	5
6	6	6	6	6	6	6	6
7	7	7	7	7	7	7	7
8	8	8	8	8	8	8	8
9	9	9	9	9	9	9	9

Date of Demand draft

D	D	M	M	Y	Y
2	0	0	1	1	0
0	0	0	0	0	9
1	1	1	1	1	0
2		2			
3	3	3			
4		4			
5		5			
6		6			
7		7			
8		8			
9		9			

17. Landline phone no. with STD code

[illegible]

18. Mobile Number

19. Declaration by the candidate :

I hereby declare that all the particulars stated in this Application Form are true to the best of my knowledge and belief. I have read the Information Brochure and I shall abide by the terms and conditions therein. In the event of suppression or distortion of any fact made in this Application Form, I understand that I will be denied the opportunity to appear in the GPAT 2010, and if already appeared/selected/admitted, my admission/degree acquired is liable for cancellation.

Place : CHENNAI

Date : 21-01-2010

Full signature of the candidate  
(in Black ink Ball-point pen)

20. Check list (Please tick)

- |  | YES                                 | NO                       |
|--|-------------------------------------|--------------------------|
| a. Filled-in all the items 1-19 completely?  | <input checked="" type="checkbox"/> | <input type="checkbox"/> |
| b. Written (with black ink ball point pen) the address for correspondence under item 12? | <input checked="" type="checkbox"/> | <input type="checkbox"/> |
| c. Pasted a recent photograph in the box under item 11?                                  | <input checked="" type="checkbox"/> | <input type="checkbox"/> |
| d. Signed with black ink ball point pen in the box under item 13?                        | <input checked="" type="checkbox"/> | <input type="checkbox"/> |
| e. Signed with black ink ball point pen the declaration under item 19?                   | <input checked="" type="checkbox"/> | <input type="checkbox"/> |
| f. Filled-in the code of the first choice of examination city on application envelope?   | <input checked="" type="checkbox"/> | <input type="checkbox"/> |
| g. Kept a photocopy of the filled application form for your own records?                 | <input checked="" type="checkbox"/> | <input type="checkbox"/> |

21. List of Enclosures (Please tick)

- |   | YES                                 | NO                                  |
|---|-------------------------------------|-------------------------------------|
| a. Bank pay-in slip/ Receipt from GPAT Office.                                | <input checked="" type="checkbox"/> | <input type="checkbox"/>            |
| b. Attested copy of SC/ST/OBC (non creamy layer) certificate (if applicable)  | <input type="checkbox"/>            | <input checked="" type="checkbox"/> |
| c. Attested copy of PD certificate (if applicable)                            | <input type="checkbox"/>            | <input checked="" type="checkbox"/> |
| d. In case of PD candidate, requested for Amanuensis (if applicable)          | <input type="checkbox"/>            | <input checked="" type="checkbox"/> |
| e. Attested copy of the affidavit for change of name/ surname (if applicable) | <input type="checkbox"/>            | <input checked="" type="checkbox"/> |
| f. Duly completed and stamped acknowledgment card                             | <input checked="" type="checkbox"/> | <input type="checkbox"/>            |



## **Annexure-I : Syllabus for GPAT 2010 Examination**

**Natural Products:** Pharmacognosy & Phytochemistry - Chemistry, tests, isolation, characterization and estimation of phytopharmaceuticals belonging to the group of Alkaloids, Glycosides, Terpenoids, Steroids, Bioflavonoids, Purines, Guggul lipids. Pharmacognosy of crude drugs that contain the above constituents. Standardization of raw materials and herbal products. WHO guidelines. Quantitative microscopy including modern techniques used for evaluation. Biotechnological principles and techniques for plant development, Tissue culture.

**Pharmacology:** General pharmacological principles including Toxicology. Drug interaction. Pharmacology of drugs acting on Central nervous system, Cardiovascular system, Autonomic nervous system, Gastro intestinal system and Respiratory system. Pharmacology of Autocoids, Hormones, Hormone antagonists, chemotherapeutic agents including anticancer drugs. Bioassays, Immuno Pharmacology. Drugs acting on the blood & blood forming organs. Drugs acting on the renal system.

**Medicinal Chemistry:** Structure, nomenclature, classification, synthesis, SAR and metabolism of the following category of drugs, which are official in Indian Pharmacopoeia and British Pharmacopoeia. Introduction to drug design. Stereochemistry of drug molecules. Hypnotics and Sedatives, Analgesics, NSAIDS, Neuroleptics, Antidepressants, Anxiolytics, Anticonvulsants, Antihistaminics, Local Anaesthetics, Cardio Vascular drugs - Antianginal agents Vasodilators, Adrenergic & Cholinergic drugs, Cardiotonic agents, Diuretics, Antihypertensive drugs, Hypoglycemic agents, Antilipidemic agents, Coagulants, Anticoagulants, Antiplatelet agents. Chemotherapeutic agents - Antibiotics, Antibacterials, Sulphadiazine. Antiprotozoal drugs, Antiviral, Antitubercular, Antimalarial, Anticancer, Antiamoebic drugs. Diagnostic agents. Preparation and storage and uses of official Radiopharmaceuticals, Vitamins and Hormones. Eicosanoids and their application.

**Pharmaceutics :** Development, manufacturing standards Q.C. limits, labeling, as per the pharmacopoeial requirements. Storage of different dosage forms and new drug delivery systems. Biopharmaceutics and Pharmacokinetics and their importance in formulation. Formulation and preparation of cosmetics - lipstick, shampoo, creams, nail preparations and dentifrices. Pharmaceutical calculations.

**Pharmaceutical Jurisprudence:** Drugs and cosmetics Act and rules with respect to manufacture, sales and storage. Pharmacy Act. Pharmaceutical ethics.

**Pharmaceutical Analysis:** Principles, instrumentation and applications of the following: Absorption spectroscopy (UV, visible & IR). Fluorimetry, Flame photometry, Potentiometry. Conductometry and Polarography. Pharmacopoeial assays. Principles of NMR, ESR, Mass spectroscopy. X-ray diffraction analysis and different chromatographic methods.

**Biochemistry.** Biochemical role of hormones, Vitamins, Enzymes, Nucleic acids, Bioenergetics. General principles of immunology. Immunological. Metabolism of carbohydrate, lipids, proteins. Methods to determine, kidney & liver function. Lipid profiles.

**Microbiology :** Principles and methods of microbiological assays of the Pharmacopoeia. Methods of preparation of official sera and vaccines. Serological and diagnostics tests. Applications of microorganisms in Bio Conversions and in Pharmaceutical industry.

**Clinical Pharmacy :** Therapeutic Drug Monitoring Dosage regimen in Pregnancy and Lactation, Pediatrics and Geriatrics. Renal and hepatic impairment. Drug - Drug interactions and Drug - food interactions, Adverse Drug reactions. Medication History, interview and Patient counseling.

## Annexure –II : Codes for filling GPAT 2010 Application Form

### A. Codes for Examination Cities

S.No.	City	Code	S.No.	City	Code
1.	Ahmedabad	101	32.	Lucknow	405
2.	Aurangabad	102	33.	Varanasi	406
3.	Bhopal	103	34.	Durgapur	501
4.	Indore	104	35.	Kharagpur	502
5.	Jabalpur	105	36.	Kolkata	503
6.	Jalgaon	106	37.	Vijaywada	504
7.	Kolhapur	107	38.	Visakhapatnam	505
8.	Mumbai	108	39.	Agra	601
9.	Nagpur	109	40.	Amritsar	602
10.	Nanded	110	41.	Bareilly	603
11.	Nashik	111	42.	Bhattinda	604
12.	Pune	112	43.	Dehradun	605
13.	Rajkot	113	44.	Jaipur	606
14.	Surat	114	45.	Kurukshetra	607
15.	Vadodara	115	46.	Meerut	608
16.	Chandigarh	201	47.	Noida	609
17.	Delhi	202	48.	Roorkee	610
18.	Faridabad	203	49.	Bangalore	701
19.	Gurgaon	204	50.	Chennai	702
20.	Gwalior	205	51.	Chidambaram	703
21.	Hisar	206	52.	Coimbatore	704
22.	Rohtak	207	53.	Ernakulam	705
23.	Shimla	208	54.	Guntur	706
24.	Udaipur	209	55.	Hyderabad	707
25.	Bhubaneswar	301	56.	Khammam	708
26.	Guwahati	302	57.	Mangalore	709
27.	Ranchi	303	58.	Thiruvananthapuram	710
28.	Allahabad	401	59.	Tiruchirapalli	711
29.	Gorakhpur	402	60.	Tirupathi	712
30.	Jhansi	403	61.	Warangal	713
31.	Kanpur	404			

### B. Codes for States/Union Territories of Permanent Residence

States/Union Territories	Code	States/Union Territories	Code
Andaman & Nicobar	AN	Lakshadweep	LD
Andhra Pradesh	AP	Meghalaya	MA
Arunachal Pradesh	AR	Maharashtra	MH
Assam	AS	Manipur	MN
Bihar	BR	Madhya Pradesh	MP
Chattisgarh	CG	Mizoram	MZ
Chandigarh	CH	Nagaland	NL
Daman & Diu	DD	Orissa	OR
Dadra and Nagar Haveli	DH	Punjab	PB
Delhi	DL	Puducherry (Pondicherry)	PY
Goa	GA	Rajasthan	RJ
Gujarat	GJ	Sikkim	SM
Himachal Pradesh	HP	Tripura	TA
Haryana	HR	Tamil Nadu	TN
Jharkhand	JD	Uttarakhand	UK
Jammu & Kashmir	JK	Uttar Pradesh	UP
Karnataka	KA	West Bengal	WB
Kerala	KL	Others	OT