

REASONING

Directions (1-2) : Study the following information carefully and answer the questions given below :

There are five statues - L, M, N, O and P - each of them having different height. Statue L is smaller than only statue M. Statue O is smaller than statue N. Statue O is longer than statue P. The height of the tallest statue is 20 feet. The height of the second smallest statue is 11 feet.

1. What will be the height of statue P?

- (1) 13 feet (2) 15 feet
(3) 9 feet (4) 12 feet
(5) 14 feet

2. What will be the height of the third tallest statue?

- (1) 13 feet (2) 10 feet
(3) 19 feet (4) 9 feet
(5) 11 feet

3. If the expressions $S > T > O \geq R$ and $P \leq O < Z$ are true, then which of the following is **not** true?

- (1) $T > O$ (2) $R < S$
(3) $Z > R$ (4) $P > T$
(5) $P < Z$

Directions (4-10) : Study the following information carefully and answer the questions given below :

Eight persons - H, I, J, K, L, M, N and O - are standing in a straight line at equidistant. Some of them are facing north while others are facing south. M is standing third to the right to H. M is standing at one of the extreme ends. L is standing third to the left of H. The immediate neighbours of J face north. N is not an immediate neighbour of H. The persons standing at the extreme ends face the same direction (Both are facing either north or south). The immediate neighbours of H face just opposite direc-

tion as that of M. The immediate neighbours of O face opposite directions with respect to each other. One of the immediate neighbours of L is K who is facing north. I is standing between J and M. Not more than four persons are facing north.

4. Who among the following is third to the left of N?

- (1) K (2) J
(3) H (4) I
(5) O

5. The immediate neighbours of L are :

- (1) M and N (2) N and O
(3) K and N (4) N and H
(5) J and H

6. How many persons are standing exactly between I and O?

- (1) Three (2) Four
(3) One (4) Two
(5) None

7. Who among the following is to the immediate left of H?

- (1) O (2) J
(3) I (4) L
(5) K

8. Four of the following five are alike in a certain way based on the above arrangement and hence form a group. Which one of the following does not belong to that group?

- (1) N (2) L
(3) O (4) I
(5) K

9. Who among the following is exactly between L and J?

- (1) N (2) O
(3) H (4) I
(5) None

10. Who among the following is fourth to the right of J?

- (1) N (2) I
(3) H (4) L
(5) K

Direction (11-15) : In these questions, relationship between different elements is shown in the statements.

The statements are followed by two conclusions.

Give answer (I) if only Conclusion I is true.

Give answer (2) if only Conclusion II is true.

Give answer (3) if either Conclusion I or II is true.

Give answer (4) if neither Conclusion I nor II is true.

Give answer (5) if both Conclusions I and II are true.

11. Statements :

$$B > C = D \geq X; E \leq X; Z \geq D$$

- Conclusions :** I. $B > E$
II. $Z \geq B$

12. Statements :

$$E > F \geq G < H \leq I < J$$

- Conclusions :** I. $G \leq E$
II. $J \geq F$

13. Statements :

$$K \leq L < M > N \geq O; T > M \leq P$$

- Conclusions :** I. $T > K$
II. $P > O$

(14-18) :

Statements :

$$B > O = K \geq L; D > K \geq S$$

14. Conclusions : I. $O < D$
II. $S \leq L$

15. Conclusions : I. $L > D$
II. $B > S$

Directions (16-20) : Each of the questions below consists of a question and two statements numbered I and II given below it. You have to decide whether the data provided in the statements are sufficient to answer the question. Read both the statements and -

Give answer (1) if the data in Statement I alone are sufficient to answer the question, while the data in Statement II alone are not sufficient to answer the question.

Give answer (2) if the data in Statement II alone are sufficient to answer the question, while the data in Statement I alone are not sufficient to answer the question.

Give answer (3) if the data either in Statement I alone or in Statement II alone are sufficient to answer the question.

Give answer (4) if the data even in both Statements I and II together are **not** sufficient to answer the question.

Give answer (5) if the data in both Statements I and II together are necessary to answer the question.

16. What is the code of 'shine' in a certain code language?

- I. In that code language 'shine was pecked off' is written as '8 # @ 9' and 'no paint but shine' is written as '7 5 # 8'.
- II. In that code language 'try the new shine' is written as '13 # 0' and 'we try the new' is written as '0013'.

17. How C is related to H?

- I. N is son of H. J is mother of Z. N and Z are cousins. C is husband of J.
- II. L is father of C. A is mother of D. L is married to A. H is wife of D. J is wife of C.

18. In which direction point 'W' is located with respect to point 'B'?

- I. A man starts walking from point 'A' towards east and after walking 3 metres reaches point 'N', he turns right and walks 7 metres to reach point 'M'. Then he turns right and walks 6 metres to reach point 'O'. He again turns right and walks 7 metres to reach point 'P'. He, then, turns left and walks 3 metres to reach point 'B'.
- II. A man starts walking from point 'A' towards east and after walking 3 metres reaches point 'N'. From point 'N' he walks 7 metres

towards south and reaches point 'M'. From point 'M' he walks 6 metres towards west and reaches Point 'O'. From point 'O' he walks 7 metres towards north and reaches point 'P'. From point 'P' he walks towards west and reaches point 'B'. The distance between points A and B is 8 metres.

19. How many students scored more than B in a class of 25 students?

- I. More than four but less than ten students scored more than that of B. B's rank is an odd number. Seventeen students scored less than B.

II. The rank of C is 16th from the last. B got more marks than C. Only two students are there between B and C.

20. Five persons - A, B, C, D and E - are sitting around a circular table. Some of them are facing towards centre while others are facing outside. Who is sitting second to the left of A?

- I. B is facing outside. C is to the immediate left of B. D is second to the right of C. A is to the immediate left of E.
- II. D is to the immediate right of A. Both D and A are facing towards the centre. D and B are immediate neighbours of each other.

Directions (21-27) : Study the following information carefully and answer the questions given below :

A word and number arrangement machine when given an input line of words and numbers rearranges them following a particular rule in each step. The following is an illustration of input and various steps of rearrangement. (All the numbers are two digit numbers).

Input : sweet 45 nice 36 friend 35 help 96 bright 78 kind 66
 Step I : sweet 46 nice 36 friend 35 help bright 78 kind 66 96
 Step II : sweet nice 46 36 friend 35 help bright kind 66 78 96
 Step III : sweet nice kind 46 36 friend 35 help bright 66 78 96
 Step IV : sweet nice kind help 36 friend 35 bright 46 66 78 96
 Step V : sweet nice kind help friend 35 bright 36 46 66 78 96
 Step VI : sweet nice kind help friend bright 35 36 46 66 78 96

And Step VI is the last step of the rearrangement as the desired arrangement is obtained.

As per rules followed in the above steps, find out in each of the questions the appropriate step for the given input.

Input : arrow 96 paint 58 lamb 35 each 78 great 18 most 45 rent 88

21. Which word/number would be fifth to the left of the sixth element from the right in the Step V?

- (1) great (2) arrow
- (3) lamb (4) 35
- (5) 45

22. Which of the following represents the position of "36" in the Step IV?

- (1) Eighth from left
- (2) Third from right
- (3) Ninth from left
- (4) Eleventh from left
- (5) Fifth from right

23. How many elements (words/numbers) are there between "most" and "78" as they appear in the Step VI?

- (1) Eight (2) Seven
- (3) Nine (4) Five
- (5) Four

24. Which step number is the following output?

rent paint most arrow 58 lamb 35 each great 18 45 78 66 96
 (1) There is no such step
 (2) Step II (3) Step V
 (4) Step VI (5) Step III

25. Which element (word/number) would be at the eleventh position from the right in the Step III?

(1) lamb (2) arrow

(3) 58 (4) 38

(5) each

26. Which element (word/number) would be at the sixth position from the left in the Step VI?

(1) 18

(2) arrow

(3) great

(4) each

(5) 38

27. At which of the following positions 'great' would appear from the left in the Step V?

(1) Fifth (2) Sixth

(3) Fourth (4) Second

(5) Third

Directions (28-34): Study the following information carefully and answer the questions given below :

Eight friends - R, S, T, U, V, W, X and Y - are sitting around a circular table facing the centre, but not necessarily in the same order. Each of the them studies in the different Standards viz. Standard I to Standard VIII, but not necessarily in the same order. T is second to the right of the person who studies in Standard VII. Only one person sits between T and the person who studies in Standard V. X is sitting third to the left of the person who studies in Standard VIII. The person studying in Standard VIII is not an immediate neighbour of the person studying in Standard VII. T does not study in Standard VIII. The person studying in Standard VI is to the left of U. U does not study in Standard V or Standard VIII. The persons studying in Standard VI and VII are immediate neighbours of each other. One of the immediate neighbours of the person studying in Standard VIII, studies in Standard II. S and Y are immediate neighbours of each other. There is one person between S and R. V does not study in Standard V. Y does not study in Standard II. W is sitting between the persons who study in Standard VII and Standard IV. X is second to the right of the person studying in Standard I.

28. Who among the following is sitting third to the right of T.

(1) The person studying in Standard II

(2) The person studying in Standard V

(4) Y

(5) The person studying in Standard I

29. Who among the following is sitting just opposite to 'R'?

(1) The person studying in Standard VI

(2) W

(3) The person studying in Standard V

(4) S

(5) The person studying in Standard VII

30. Which of the following pairs represents the immediate neighbours of 'V'?

(1) R and the person studying in Standard VIII

(2) S and the person studying in Standard III

(3) The person studying in Standard V and Y

(4) Cannot be determined

(5) None of these

31. What is the position of 'W' with respect to 'S'?

(1) Fourth to the right

(2) Fourth to the left

(3) Third to the right

(4) Fifth to the right

(5) Sixth to the left

32. Starting from R, if all the persons are made to sit in the alphabetical order in clockwise direction, the positions of how many (excluding R) will remain unchanged?

(1) Two (2) Three

(3) Four (4) One

(5) None

33. Who among the following is sitting fourth to the left of the person who studies in Standard II?

(1) U (2) W

(3) X (4) S

(5) Cannot be determined

34. Who among the following is sitting exactly between the person who studies in Standard III and W?

(1) T (2) U

(3) R (4) V

(5) Y

Directions (35-40): Study the following information carefully and answer the questions given below :

A college planned to conduct an education fair. The college asked foreign universities to participate in the education fair so that students could know about the foreign universities. Even foreign universities can tell which course is good in which university. The courses offered by these universities are, Social Science, Psychology, Medicine, Commerce, Astronomy, Computer Science and Architecture. The fair will start on Monday and will end on Sunday of the same week. Social Science stall will be set up immediately before the Medicine stall. Medicine stall will not be set up on Tuesday or Thursday. There will be a gap of one day between the stalls of Astronomy and Medicine. Architecture stall will be set up immediately after Astronomy stall. Computer Science stall will be set up on Monday.

35. Which of the following stalls will be set up on Thursday?

(1) Astronomy (2) Psychology

(3) Medicine (4) Architecture

(5) None of these

36. Which of the following stalls will be set up immediately after the Computer Science stall?

(1) Medicine (2) Commerce

(3) Psychology

(4) Social Science

(5) None of these

37. On which of the following days of the week the stall on Architecture will be set up?

(1) Saturday (2) Tuesday

(3) Thursday (4) Friday

(5) None of these

38. Which of the following pairs of stalls will be set up between the stalls on Computer Science and Psychology?

(1) Social Science and Astronomy

(2) Medicine and Astronomy

(3) Social Science and Medicine

(4) Medicine and Commerce

(5) None of these

39. Which of the following stalls will be set up on Friday?

- (1) Commerce (2) Medicine
(3) Psychology (4) Architecture
(5) None of these

40. Which of the following stalls will be set up on Wednesday?

- (1) Medicine (2) Architecture
(3) Psychology
(4) Social Science
(5) None of these

Directions (41-45) : Below in each question are given two statements (A) and (B). These statements may be either independent causes or may be effects of independent causes or a common cause. One of these statements may be the effect of the other statement. Read both the statements and decide which of the following answer choice correctly depicts the relationship between these two statements.

Mark answer (1) if statement (A) is the cause and statement (B) is its effect.

Mark answer (2) if statement (B) is the cause and statement (A) is its effect.

Mark answer (3) if both the statements (A) and (B) are independent causes.

Mark answer (4) if both the statements (A) and (B) are effects of independent causes.

Mark answer (5) if both the statements (A) and (B) are effects of some common cause.

41. (A) A substantial increase in the unhealthy competition has been observed among the students.

(B) A rise of 23% is reported every year in the cases of suicides after declaration of grade 10th and 12th examination results.

42. (A) The glaciers at the poles of the earth are melting at a fast rate.

(B) In recent times there has been a substantial increase in the incidents of earthquakes and volcanic eruptions.

43. (A) Most of the shopkeepers in the locality closed their shops for the second continuous day.

(B) Two groups of people living in the locality have been fighting with each other with bricks and stones forcing people to stay indoors.

44. (A) The Government has decided to increase the prices of LPG gas cylinders with immediate effect.

(B) The Government has decided to increase the prices of kerosene with immediate effect.

45. (A) The country 'X' has banned the import of fruit.

(B) The intake of that fruit causes disease.

Directions (46-50) : In each question below are given three statements followed by two conclusions numbered I and II. You have to assume everything in the statements to be true even if they seem to be at variance from commonly known facts and then decide which of the given conclusions logically follows from the information given in the statements.

46. Statements :

- No star is a cone.
Some cones are triangles.
All kites and stars.

Conclusions :

- I. All stars are kites.
II. At least some triangles and stars.

(1) Only Conclusion I follows

(2) Only Conclusion II follows

(3) Either Conclusion I or Conclusion II follows.

(4) There is possibility that some stars are triangles.

(5) Neither Conclusion I nor Conclusion II follows.

47. Statements :

- All drums are banjos.
Some drums are guitars.
No banjo is a flute.

Conclusions :

- I. Some guitars are flutes.
II. No guitar is flute.

(1) Only Conclusion I follows

(2) Only Conclusion II follows

(3) There is possibility that some flutes are banjos.

(4) Either Conclusion I or Conclusion II follows

(5) Both Conclusions I and II follow

48. Statements :

- Some pins are needles.
All needles are swords.
Some swords are knives.

Conclusions :

- I. All swords being pins is a possibility.
II. No needle being knife is a possibility.

(1) Only Conclusion I follows

(2) Only Conclusion II follows

(3) Either Conclusion I or Conclusion II follows

(4) Neither Conclusion I nor Conclusion II follows

(5) There is possibility that some pins are knives.

49. Statements :

- Some schemes are offers.
Some offers are discounts.
No discount is a loan.

Conclusions :

- I. Those offers which are discounts can never be loans.
II. Some loans are definitely schemes.

(1) Only Conclusion I follows

(2) There is possibility that all schemes are loans

(3) Only Conclusion II follows

(4) Either Conclusion I or Conclusion II follows

(5) Neither Conclusion nor Conclusion II follows

50. Statements :

- No car is hotel.
All lodges are hotels.
No lodge is house.

Conclusions :

I. Some houses are not lodges.

II. No lodge is car.

(1) There is possibility that all houses are cars.

(2) Only Conclusion I follows

(3) Only Conclusion II follows

(4) Neither Conclusion I nor Conclusion II follows

(5) Both Conclusion I and Conclusion II follow

DATA ANALYSIS AND INTERPRETATION

Directions (51-57): Study the following information carefully and answer the questions.

For a room, the rate of painting is Rs. 3200 per square metre. The rate of carpeting per square metre is 120% of that of tiling. The cost of decorating the room is 14 times to that of carpeting on the floor. The cost of electrification is 75% of that of carpeting the floor. The rate of tiling on the floor is 125% of that of painting. The dimensions of the room are 8 m × 6m × 3m.

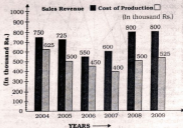
51. What is the ratio of the cost of painting the four walls of the room and that of decoration ?
 (1) 10 : 63 (2) 10 : 61
 (3) 10 : 31 (4) 21 : 10
 (5) None of these
52. What will be the total cost of decorating the room and tiling the floor when the four walls have also been tiled to a height of 0.25 metre ?
 (1) Rs. 5287200
 (2) Rs. 3587200
 (3) Rs. 2588200
 (4) Rs. 3577200
 (5) None of these
53. What will be the total cost of painting, carpeting, decoration and electrification of the room if the dimensions of the room be 21 m × 42 m × 27 m ?
 (1) Rs. 3088000
 (2) Rs. 8388000
 (3) Rs. 80388000
 (4) Rs. 40888000
 (5) None of these
54. What will be the cost of tiling the floor of the room if the rate of tiling be increased by 75% and the dimensions of the room be 51 m × 58m × 84m ?
 (1) Rs. 21183000
 (2) Rs. 1263000
 (3) Rs. 2183000
 (4) Rs. 21063000
 (5) None of these

55. If the length of the room be increased by 20%, breadth by 32% and height by 12%, then what will be the total cost of painting of the four walls of the room and tiling the floor?
 (1) Rs. 76996.80
 (2) Rs. 87996.80
 (3) Rs. 67796.80
 (4) Rs. 76796.80
 (5) None of these
56. What will be the total cost of carpeting, decoration, electrification and tiling the floor if the rate of painting be doubled ?

- (1) Rs. 5771300
 (2) Rs. 5731300
 (3) Rs. 5371200
 (4) Rs. 7571900
 (5) None of these

57. What will be the cost of decoration of the room if its cost be increased by 25% ?
 (1) Rs. 60480
 (2) Rs. 604800
 (3) Rs. 6048000
 (4) Rs. 6448000
 (5) None of these

Directions (58-63): In the following multiple bar diagram, the data regarding cost of production and sales revenue of the company XYZ in the given years have been given. Study the bar diagram carefully and answer the questions.



58. By what per cent is the amount received from the sales in the year 2005 of the company, more than the expenditure on production in the year 2006 ?
 (1) 45% (2) 40%
 (3) 48% (4) 49%
 (5) 50%
59. In how many years the cost of production is more than the average cost of production of the given years ?
 (1) 1 (2) 2
 (3) 3 (4) 4
 (5) None of these
60. In how many years the sales revenue is less than the average sales revenue of the given years ?
 (1) 1 (2) 3
 (3) 2 (4) 4
 (5) None of these
61. If the cost of production in 2004 and 2007 be increased by 25% and 30% respectively, then by what per cent will the total cost in these both years be more than the sales revenue of the year 2008 ?
 (1) 62.7% (2) 65.7%
 (3) 67.7% (4) 68.5%
 (5) None of these

62. In which year the company had maximum profit per cent ?

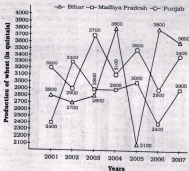
- (1) 2008 (2) 2007
(3) 2006 (4) 2005
(5) 2004

63. If the sales revenues in the years 2005 and 2007 increase by 20%, 25% and 30% respectively and the costs of production in the years 2007, 2008 and 2009 increase by

20%, 24% and 35% respectively, what will be the difference between average sales revenue and average cost of production?

- (1) Rs. 185.59 thousands
(2) Rs. 188.59 thousands
(3) Rs. 174.59 thousands
(4) Rs. 200.59 thousands
(5) None of these

Directions (64-69) : In the following multiple graphs production of wheat (in quintals) by three states – Bihar, Madhya Pradesh and Punjab have been given. Study the following graphs carefully to answer the questions.



64. If the production of wheat by Madhya Pradesh in the years 2003, 2004, 2005 and 2007 increase by 30%, 40%, 45% and 40% respectively, what will be the overall percentage increase in the production of wheat in the state in the given years ?

- (1) 20% (2) 22%
(3) 35% (4) 18%
(5) 19%

65. What was the average production of wheat by all three states in the year 2005 ? (in quintals)

- (1) $2868 \frac{1}{3}$ (2) $2868 \frac{2}{3}$

- (3) $2888 \frac{2}{3}$ (4) $2888 \frac{1}{3}$

(5) None of these

66. In the given years, what is the average production of wheat in Bihar? (in quintals)

- (1) 3058 (2) 3076
(3) 3086 (4) 3058
(5) None of these

67. If the productions of wheat in Bihar in the years 2001, 2002, 2003 and 2004 increase by 20%, 25%, 28% and 35% respectively, what will be the percentage increase in the average production of the state for the given years ?

- (1) 35.7% (2) 38.7%
(3) 40.7% (4) 42.5%
(5) None of these

68. By what per cent is the total production of wheat by three states in the years 2002, 2003 and 2004 more or less than that in the years 2005, 2006 and 2007 ?

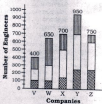
- (1) 2.5% (2) 2.8%
(3) 1.9% (4) 1.00%
(5) None of these

69. What was the total production of wheat by these three states in the year 2007 ? (in quintals)

- (1) 9900 (2) 9700
(3) 9880 (4) 8800
(5) None of these

Directions (70-75) : In the following bar diagram the number of engineers employed in various companies has been given. Study the bar diagram carefully to answer the questions.

- Post Graduate Engineers
■ Assistant Engineers
▨ Junior Engineers



70. The number of post graduate engineers employed in the company W is what per cent of the total engineers employed in that company ?

- (1) $33 \frac{1}{3}\%$ (2) $30 \frac{1}{3}\%$
(3) $25 \frac{1}{3}\%$ (4) $36 \frac{1}{3}\%$
(5) None of these

71. What is the average number of junior engineers employed in all the companies?

(1) 150 (2) 170
(3) 160 (4) 180
(5) 190

72. What is the difference between the average number of junior engineers and assistant engineers taking all the companies together?

(1) 18 (2) 15
(3) 10 (4) 22
(5) 25

73. If the number of assistant engineers employed in all the companies be increased by 37% and the number of post graduate engineers employed in all the companies be decreased by 20%, by what per cent will the number of assistant engineers be less than that of post graduate engineers?

(1) 5.6% (2) 7.8%
(3) 8% (4) 9.3%
(5) None of these

74. If the number of all the engineers in the company V, company X and company Y be increased by 30%, 35% and 40% respectively, what will be the overall percentage increase in the number of all engineers of all the companies taken together?

(1) 20% (2) 22%
(3) 24% (4) 25%
(5) None of these

75. What is the ratio between the number of assistant engineers employed in company V and company X?

(1) 3 : 5 (2) 3 : 4
(3) 2 : 3 (4) 3 : 2
(5) None of these

Directions (76-81) : In the

following pie charts the percentage of employees of a company working in 8 different countries has been given. Study these pie-charts carefully to answer the questions.

Total number of employees = 80000



Number of male employees = 56000



Note : Roman digits show the countries.

76. What is the ratio between male employees working in the country I and country II respectively?

(1) 3 : 4 (2) 5 : 4
(3) 5 : 3 (4) 3 : 2
(5) 2 : 3

77. What is the ratio between the number of male employees and female employees in country IV?

(1) 70 : 53 (2) 70 : 31
(3) 70 : 59 (4) 53 : 70
(5) None of these

78. What is the approximate average number of male employees in countries I, II and III?

(1) 9670 (2) 6970
(3) 8807 (4) 8877
(5) None of these

79. What is the average number of female employees in the countries IV and VII?

(1) 1370 (2) 1070
(3) 1570 (4) 1470
(5) None of these

80. If an increase of 40% is made in the average number of female employees, working in countries III, IV and V, then their resulting average number will be what per cent of the average number of female employees?

(1) 83% (2) 85%
(3) 85% (4) 68%
(5) 69%

81. By what per cent is the total number of employees in countries V, VI and VII more than the number of male employees working in the countries II, III and IV?

(1) 50.2% (2) 53.8%
(3) 53% (4) 48%
(5) 49%

Directions (82-87) : In the following table, information regarding publishing books by different publishers has been given. Study the table carefully and answer the questions.

Publishing Houses	Number of Books published	Ratio of Academic and non-Academic books	Percentage of books distributed	Number of distributors in publishing House
M	28000	7 : 3	81	17
N	32000	5 : 9	74	25
O	29700	6 : 5	92	18
P	31200	8 : 5	86	24
Q	33800	7 : 6	79	26
R	35700	11 : 6	82	21
S	37800	5 : 13	89	24

82. What is the difference between the number of academic books published by publishing houses M and P?

(1) 495 (2) 640 (3) 540 (4) 504
(5) None of these

83. How many books were given to each distributor by publisher Q if each publisher gets equal number of books ?

- (1) 1808 (2) 1068
(3) 1808 (4) 1308
(5) None of these

84. What is the average number of non-academic books published by publishers R and S ?

- (1) 18750 (2) 18850
(3) 19950 (4) 19900
(5) 19900

85. What is the total number of books distributed by publishers O and Q ?

- (1) 26702 (2) 27324
(3) 55028 (4) 54028
(5) None of these

86. If the total number of books published by publishers P, Q and R is increased by 30% and the total number of books published by remaining publishers be decreased by 20%, what will be the new average of books published by all the publishers?

- (1) 33418 (2) 33318
(3) 32518 (4) 33618
(5) None of these

87. The ratio of the number of books published by publishers P and Q is

- (1) 156 : 139
(2) 156 : 169
(3) 3 : 5 (4) 5 : 17
(5) None of these

84. In which year minimum number of candidates qualified for the post of F ?

- (1) 2002 (2) 2003
(3) 2004 (4) 2005
(5) 2005

85. The average number of candidates who qualified for all the posts in the year 2004 is

- (1) 300 (2) 315
(3) 328 (4) 345
(5) 360

Directions (86-100) : Study the pie-charts carefully to answer the following questions.

Percentage of students enrolled in different activities in a school
N = 3000



Percentage break-up of girls enrolled in these activities out of the total students.

N = 1750



86. Number of girls enrolled in Dancing form what per cent of total number of students in the school? (rounded off to two digits after decimal)

- (1) 12.35 (2) 14.12
(3) 11.67 (4) 10.08
(5) None of these

87. How many boys are enrolled in Singing and Craft together ?

- (1) 505 (2) 610
(3) 485 (4) 420
(5) None of these

Directions (88-93) : In the following table, the number of candidates appeared and qualified for different posts in an institute during various years has been given. Read the table carefully and answer the questions.

Description of appeared - qualified candidates

Year	2001		2002		2003		2004		2005		2006		
	Posts	App.	Qual.	App.	Qual.	App.	Qual.	App.	Qual.	App.	Qual.	App.	Qual.
A		242	157	245	190	330	240	387	309	433	365	483	417
B		387	316	427	280	410	380	417	354	456	412	329	365
C		378	302	411	280	520	415	340	221	381	355	335	290
D		420	384	377	315	487	290	490	480	512	487	410	370
E		392	370	380	318	250	180	430	418	447	423	381	351
F		509	412	480	423	390	322	227	190	329	279	370	327

Note : App. - Appeared Qual. - Qualified

88. What is the approximate average number of candidates who qualified for all the posts in the year 2002 ?

- (1) 300 (2) 280
(3) 290 (4) 310
(5) 314

89. What is the approximate average number of candidates who appeared for all the posts in the year 2006 ?

- (1) 366 (2) 389
(3) 388 (4) 375
(5) 390

90. The difference between the number of candidates who appeared and qualified for the post D in the years 2001, 2002 and 2003 is

- (1) 615 (2) 605

- (3) 601 (4) 615

(5) 508

91. What approximate percentage of candidates qualified for the post of A in the year 2003?

- (1) 73% (2) 70%
(3) 68% (4) 69%
(5) 75%

92. The respective ratio between the number of candidates who qualified for the posts of A and D in the year 2002 is

- (1) 67 : 38 (2) 38 : 63
(3) 38 : 67 (4) 19 : 31
(5) None of these

93. In which year maximum number of candidates were selected for the post of A?

- (1) 2003 (2) 2004
(3) 2005 (4) 2006
(5) 2002

98. What is the respective ratio of number of girls enrolled in Swimming to the number of boys enrolled in Swimming ?
- (1) 47 : 49 (2) 23 : 29
(3) 29 : 23 (4) 49 : 47
(5) None of these
99. What is the total number of girls enrolled in Swimming and Drawing together ?
- (1) 480 (2) 525
(3) 505 (4) 495
(5) None of these
100. What is the approximate percentage of boys in the school ?
- (1) 34 (2) 56
(3) 28 (4) 50
(5) None of these