


# NAVAL ENSIGN

## DISTINGUISHING FLAGS AND

### PENDANTS



## DESIGN AND PROPORTIONS

**NAVAL ENSIGN**  
**DISTINGUISHING FLAGS AND PENDANTS**  
**DESIGN AND PROPORTIONS**

**CONTENTS**

Section I	Introduction
Section II	General
Section III	Description and Proportion
<b>Appendix</b>	Flag Sizes and Dimensions

## **SECTION I**

### **INTRODUCTION**

1. His Excellency the President of India has approved the change of the design of the Naval Ensign, Distinguishing Flags and Pendants.
2. The description of the new designs and relevant information required for manufacture of the Naval Ensign and Distinguishing Flags and Pendants are enumerated in the succeeding paragraphs.

## **SECTION II**

### **GENERAL**

#### **Naval Ensign**

3. The new Naval Ensign is built up of the National Flag, a Vertical and a Horizontal Red Stripe, the State Emblem in golden yellow colour on a white background.
4. It will be described as: -  
  
" A White Ensign, with a Horizontal Red Stripe and a Vertical Red Stripe intersecting at the center of the flag, a golden yellow State Emblem superimposed on the intersection, and the National Flag in the upper canton next to the staff".
5. **National Flag**. The National Flag is as per the 'Flag Code of India' (Reproduced in Chapter I of Navy Order (Spl) 03/2003).
6. **State Emblem**. As per the existing orders relating to the State Emblem of India.

7. **Colours.** The following colours will be used in creating the flags: -

<b><u>S No</u></b>	<b><u>Colour</u></b>	<b><u>Place of Usage</u></b>
(a)	Saffron (Kesari)	National Flag
(b)	Green	National Flag
(c)	White	National Flag
(d)	Navy Blue	Dharma Chakra in National Flag, Distinguishing Flags and Pendants
(e)	Golden Yellow	State Emblem
(f)	Red	Horizontal Stripe and Vertical Stripe in the Naval Ensign, Distinguishing Flags and Pendants

8. **Material for Flags.** The cloth material used for manufacture of the Ensign and Flags will be Terry- Cotton with 67 % polyester and 33 % cotton as specified in DQA (N) specification (Indian Naval Schedule No 18N/TC/27 A) dated 19 Apr 1985).

9. **Sizes.**

(a) **National Flag.** The standard sizes of the National Flag will be as per the Flag Code of India (Reproduced in Chapter I of Navy Order (Spl) 03/2003).

(b) **Naval Ensign/Distinguishing Flags/Pendants.** The standard sizes of the Naval Ensign and Distinguishing Flags/ Pendants will be the same as the sizes of the erstwhile Naval Ensign and Distinguishing Flags and Pendants being used till 15 Aug 01.

(c) The standard sizes of the National Flag, Naval Ensign and Distinguishing Flags/ Pendants are tabulated at **Appendix**.

10. **Allowances.** As per existing scales.

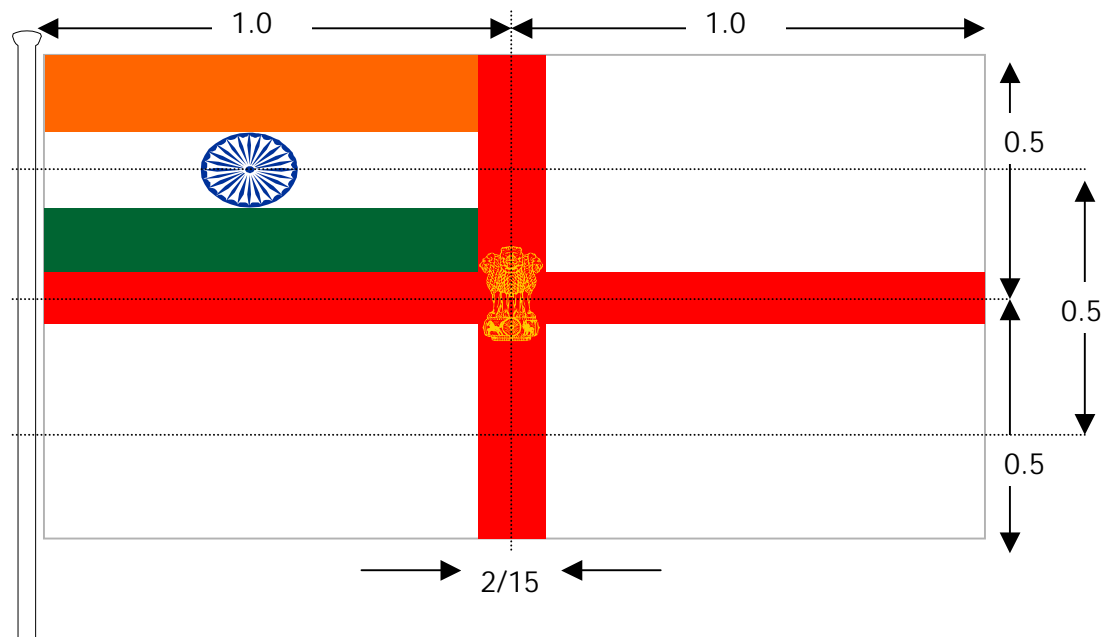
## SECTION III

### DESCRIPTION AND PROPORTIONS

#### Naval Ensign

11. **Description.** A White Ensign, with a Horizontal Red Stripe and a Vertical Red Stripe intersecting at the center of the flag, a golden yellow State Emblem superimposed on the intersection, and the National Flag in the upper canton next to the staff.

12. **Design and Proportions.**



(a) **Length/Breadth Ratio.** The length and breadth ratio for the Ensign is to be in the ratio 2: 1.

(b) **Width of the Horizontal and Vertical Red Stripe.** The Vertical Red Stripe and the Horizontal Red Stripe on the Ensign will be of equal width and will be  $\frac{2}{15}$  of the breadth of the Ensign.

(c) **State Emblem.** The State Emblem will be printed and shall be completely visible on both sides of the flag.

(i) **Width.** The Width of the State Emblem (as measured from the extremities of the two outer lions in the relief) will be  $\frac{2}{16}$  of the breadth of the Ensign.

(ii) **Height.** The height of the State Emblem will be  $\frac{2}{11}$  of breadth of the Ensign.

(iii) **Position.** The State Emblem will be superimposed **centered** at the intersection of the Vertical Red Stripe and the Horizontal Red Stripe.

(iv) **Colour.** The colour of the State Emblem will be Golden Yellow.

### Admiral of the Fleet

13. The Admiral of the Fleet will fly the National Flag at the main as his proper flag.

### Admiral

14. **Description.** A White Flag with a Horizontal Red Stripe and a Vertical Red Stripe intersecting at the center of the flag, a Navy Blue Dharma Chakra superimposed on the intersection.

15. **Design and Proportion.**



(a) **Length/Breadth Ratio.** The length and breadth ratio for the flag is to be in the ratio 3: 2.

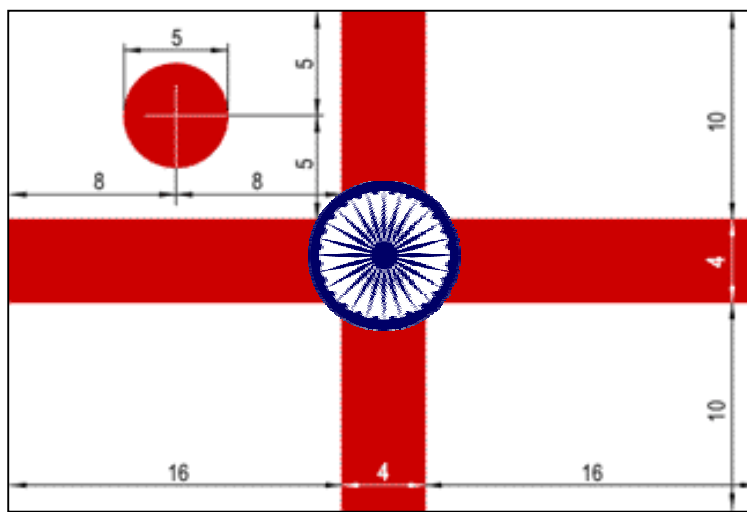
(b) **Width of the Horizontal and Vertical Red Stripe.** The Vertical Red Stripe and the Horizontal Red Stripe on the flag will be of equal width and will be  $\frac{1}{6}$  of the breadth.

(c) **Diameter of Dharma Chakra.** The diameter of the Dharma Chakra will be  $\frac{6}{15}$  of the breadth.

### Vice Admiral

16. **Description.** A White Flag with a Horizontal Red Stripe and a Vertical Red Stripe intersecting at the center of the flag, a Navy Blue Dharma Chakra superimposed on the intersection, with one red roundel in the upper canton of the flag next to the staff.

17. **Design and Proportion.**



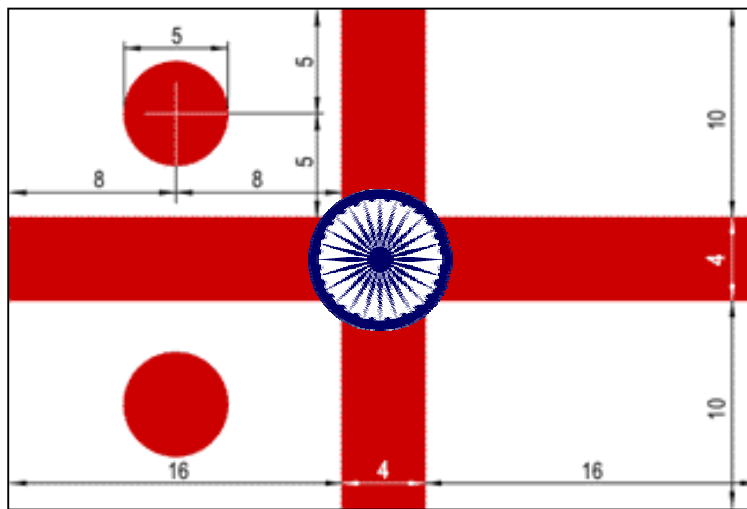
- (a) **Length/Breadth Ratio.** The length and breadth ratio for the flag is to be in the ratio 3: 2.
- (b) **Width of the Horizontal and Vertical Red Stripe.** The Vertical Red Stripe and the Horizontal Red Stripe on the flag will be of equal width and will be  $\frac{1}{6}$  of the breadth.
- (c) **Roundel.** The diameter of the red roundel shall be half the vertical depth of the white of the canton next the staff, and the roundel shall be in the center of the canton.
- (d) **Diameter of Dharma Chakra.** The diameter of the Dharma Chakra will be  $\frac{6}{15}$  of the breadth.



### Rear Admiral

18. **Description.** A White Flag with a Horizontal Red Stripe and a Vertical Red Stripe intersecting at the center of the flag, a Navy Blue Dharma Chakra superimposed on the intersection, with one red roundel in the upper canton and one in the lower canton next to the staff.

19. **Design and Proportion.**



(a) **Length/Breadth Ratio.** The length and breadth ratio for the flag is to be in the ratio 3: 2.

(b) **Width of the Horizontal and Vertical Red Stripe.** The Vertical Red Stripe and the Horizontal Red Stripe on the flag will be of equal width and will be  $\frac{1}{6}$  of the breadth.

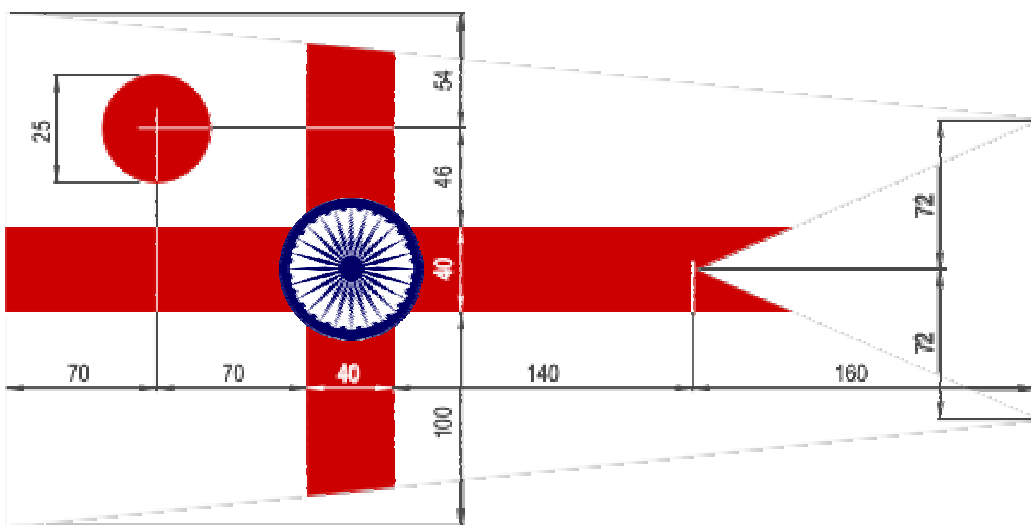
(c) **Roundel.** The diameter of the red roundels shall be half the vertical depth of the white of the cantons next the staff, and the roundels shall be in the center of the canton.

(d) **Diameter of Dharma Chakra.** The diameter of the Dharma Chakra will be  $\frac{6}{15}$  of the breadth.

## Commodore

20. **Description.** A White Broad Pendant with a Horizontal Red Stripe and a Vertical Red Stripe intersecting at the center of the pendant, a Navy Blue Dharma Chakra superimposed on the intersection, with one red roundel in the upper canton next to the staff.

21. **Design and Proportion.**



(a) **Length/Breadth Ratio.** The length and breadth (inner) ratio for the pendant is to be in the ratio 2: 1. The breadth (outer) is specified for all standard sizes in the table at Appendix.

(b) **Width of the Horizontal and Vertical Red Stripe.** The Vertical Red Stripe and the Horizontal Red Stripe on the pendant will be of equal width and will be  $\frac{1}{6}$  of the breadth (inner).

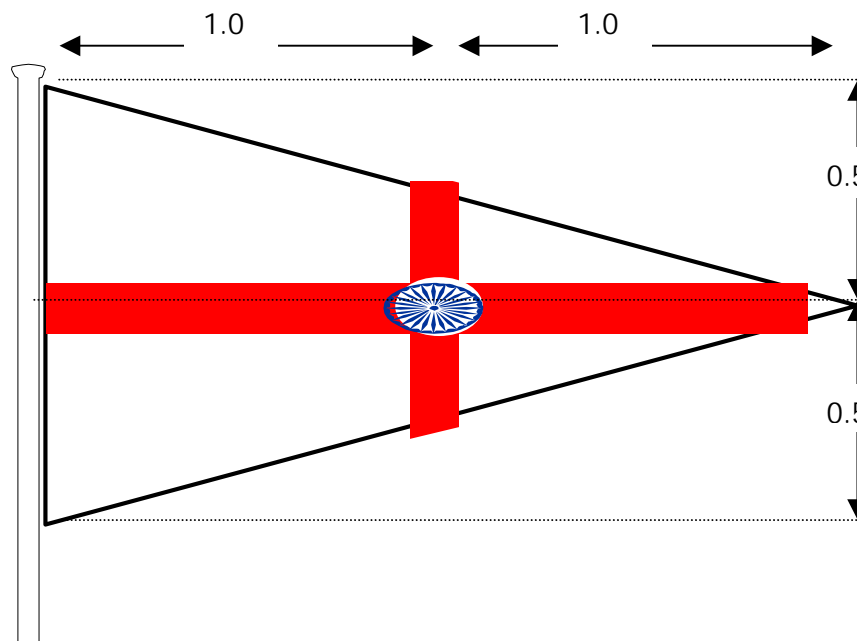
(c) **Roundel.** The diameter of the red roundel shall be half the vertical depth of the white of the canton next the staff, and the roundel shall be in the center of the canton.

(d) **Diameter of Dharma Chakra.** The diameter of the Dharma Chakra will be  $\frac{6}{15}$  of the breadth.

### Senior Officer's Pendant

22. **Description.** A white triangular Pendant with a horizontal red stripe and a vertical red stripe intersecting at the center of the pendant, a Navy Blue Dharma Chakra superimposed on the intersection.

23. **Design and Proportion.**



(a) **Length/Breadth Ratio.** The length and breadth ratio for the pendant is to be in the ratio 2: 1.

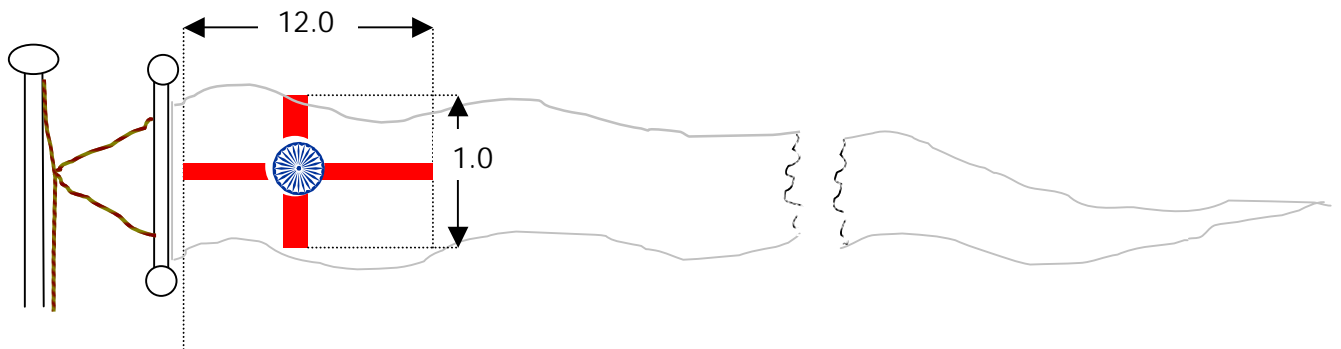
(b) **Width of the Horizontal and Vertical Red Stripe.** The Vertical Red Stripe and the Horizontal Red Stripe on the pendant will be of equal width and will be  $1/6$  of the breadth (inner).

(c) **Diameter of Dharma Chakra.** The diameter of the Dharma Chakra will be  $6/15$  of the breadth.

### Mast Head Pendant

24. **Description.** A white ribbon like Pendant tapering towards the fly, with a horizontal red stripe and a vertical red stripe intersecting in the part adjoining the mast, and with a Navy Blue Dharma Chakra superimposed on the intersection.

25. **Design and Proportion.**



(a) **Length/Breadth Ratio.** The length and breadth of the pendant is specified in the table of Flags Sizes and Dimensions at Appendix.

(b) **Width of the Horizontal and Vertical Red Stripe.** The Vertical Red Stripe and the Horizontal Red Stripe on the pendant will be of equal width and will be  $\frac{1}{6}$  of the breadth (inner).

(c) **Diameter of Dharma Chakra.** The diameter of the Dharma Chakra will be  $\frac{6}{15}$  of the breadth.

**Appendix**  
(Refers to Para 9)

**NAVAL ENSIGN**  
**DISTINGUISHING FLAGS AND PENDANTS**  
**FLAG SIZE AND DIMENSIONS**

<b><u>SIZE</u></b>	<b><u>DIMENSIONS IN MM</u></b>					<b><u>Masthead Pendant</u></b> (Length X Breadth)	<b><u>REMARKS</u></b>
	<b><u>National Flag</u></b>	<b><u>Naval Ensign</u></b>	<b><u>Distinguishing Flags</u></b>	<b><u>Distinguishing Pendants</u></b>	<b><u>Senior Officer's Pendant</u></b>		
<b>1</b>	6300 X 4200	8400 X 4200	6300 X 4200	8400 X 4200(inner) 3150(outer)	8400 X 4200	6 yards X 2.5- 3 inch	
<b>2</b>	3600 X 2400	4800 X 2400	3600 X 2400	4800 X 2400(inner) 1800(outer)	4800 X 2400	4 yards X 2 inch	
<b>3</b>	2700 X 1800	3600 X 1800	2700 X 1800	3600 X 1800(inner) 1350(outer)	3600 X 1800	3 yards X 1.5 inch	
<b>4</b>	1800 X 1200	2400 X 1200	1800 X 1200	2400 X 1200(inner) 900(outer)	2400 X 1200	2 yards X 1.25 inch	
<b>5</b>	1350 X 900	1800 X 900	1350 X 900	1800 X 900(inner) 675(outer)	1800 X 900	1 yard X 1.0 inch	
<b>6</b>	900 X 600	1200 X 600	900 X 600	1200 X 600(inner) 450(outer)	1200 X 600		
<b>7</b>	450 X 300	600 X 300	450 X 300	600 X 300(inner) 225(outer)	600 X 300		For aircraft on VVIP flights
<b>8</b>	225 X 150	300 X 150	225 X 150	300X 150(inner) 112.5(outer)	300 X 150		For motor cars
<b>9</b>	150 X 100	200 X 100	150 X 100	200 X 100(inner) 75(outer)	200 X 100		As table flags